


***FINANCIAL REPORTS  
FOR THE MONTH OF  
DECEMBER, 2019***

***BRADFORD  
EXEMPTED VILLAGE  
SCHOOL DISTRICT***



BRADFORD BOARD OF EDUCATION  
 Financial Report by Fund  
 CASH CONTROL

Begin Balance	MTD Receipts	FYTD Receipts	MTD Expenditures	FYTD Expenditures	Current Fund Balance	Current Encumbrances	Unencumbered Fund Balance
TOTAL FOR Fund 001 - GENERAL:							
6,712,979.95	410,589.42	3,672,943.74	505,128.11	3,427,421.01	6,958,502.68	1,100,121.84	5,858,380.84
TOTAL FOR Fund 002 - BOND RETIREMENT:							
149,106.49	0.00	44,415.56	0.00	118,219.17	75,302.88	0.00	75,302.88
TOTAL FOR Fund 003 - PERMANENT IMPROVEMENT:							
441,263.90	0.00	0.00	0.00	0.00	441,263.90	0.00	441,263.90
TOTAL FOR Fund 006 - FOOD SERVICE:							
107,909.84	21,242.84	106,111.92	19,944.08	120,030.07	93,991.69	30,406.11	63,585.58
TOTAL FOR Fund 007 - SPECIAL TRUST:							
45,631.36	0.00	10,750.00	1,500.00	4,000.00	52,381.36	14,750.00	37,631.36
TOTAL FOR Fund 008 - ENDOWMENT:							
54,700.80	83.54	572.69	0.00	1,000.00	54,273.49	1,000.00	53,273.49
TOTAL FOR Fund 009 - UNIFORM SCHOOL SUPPLIES:							
0.00	195.50	2,605.50	345.50	345.50	2,260.00	99.68	2,160.32
TOTAL FOR Fund 018 - PUBLIC SCHOOL SUPPORT:							
31,416.70	549.06	22,017.56	741.15	16,209.78	37,224.48	6,324.63	30,899.85
TOTAL FOR Fund 019 - OTHER GRANT:							
32,294.06	0.00	19,586.00	0.00	8,099.51	43,780.55	4,316.00	39,464.55
TOTAL FOR Fund 022 - DISTRICT AGENCY:							
970.84	0.00	0.00	0.00	65.00	905.84	0.00	905.84
TOTAL FOR Fund 034 - CLASSROOM FACILITIES MAINT.:							
484,734.94	0.00	8,918.54	0.00	155.99	493,497.49	0.00	493,497.49
TOTAL FOR Fund 200 - STUDENT MANAGED ACTIVITY:							
30,775.96	13,299.29	40,156.28	3,782.42	25,890.61	45,041.63	13,111.18	31,930.45
TOTAL FOR Fund 300 - DISTRICT MANAGED ACTIVITY:							
52,873.21	6,912.00	61,010.01	5,244.34	62,033.75	51,849.47	24,295.38	27,554.09
TOTAL FOR Fund 451 - DATA COMMUNICATION FUND:							
0.00	0.00	1,800.00	0.00	0.00	1,800.00	0.00	1,800.00
TOTAL FOR Fund 467 - STUDENT WELLNESS AND SUCCESS:							
0.00	0.00	69,271.80	0.00	0.00	69,271.80	0.00	69,271.80
TOTAL FOR Fund 499 - MISCELLANEOUS STATE GRANT FUN							
2,863.15	0.00	4,792.40	0.00	2,863.15	4,792.40	0.00	4,792.40

Date: 01/02/2020  
 Time: 9:13 am

BRADFORD BOARD OF EDUCATION  
 Financial Report by Fund  
 CASH CONTROL

Page: 2  
 (FINSUM)

Begin Balance	MTD Receipts	FYTD Receipts	MTD Expenditures	FYTD Expenditures	Current Fund Balance	Current Encumbrances	Unencumbered Fund Balance
TOTAL FOR Fund 572 - TITLE I DISADVANTAGED CHILDRN							
485.84	12,290.36	66,665.29	14,995.26	63,143.29	3,907.84	0.00	3,907.84
TOTAL FOR Fund 587 - IDEA PRESCHOOL-HANDICAPPED:							
282.42	0.00	1,507.89	0.00	282.42	1,507.89	0.00	1,507.89
TOTAL FOR Fund 590 - IMPROVING TEACHER QUALITY:							
0.00	1,943.00	5,721.04	0.00	0.00	5,721.04	0.00	5,721.04
TOTAL FOR Fund 599 - MISCELLANEOUS FED. GRANT FUND							
628.85	0.00	122,131.29	7,530.71	56,208.08	66,552.06	2.96	66,549.10
GRAND TOTALS:							
8,148,918.31	467,105.01	4,260,877.51	559,211.57	3,905,967.33	8,503,828.49	1,194,427.78	7,309,400.71

Date: 01/02/2020  
Time: 9:13 am

BRADFORD BOARD OF EDUCATION  
Financial Detail Report for 12/01/2019 - 12/31/2019 by FUND-SCC  
Called from FINSUM to check balances

Page: 1  
(FINDET)

	Begin Balance	Receipts	Expenditures	End Balance
TOTAL FOR FUND-SCC 001 0000 (GENERAL FUND):	7,177,169.96	410,370.70	504,040.09	7,083,500.67
TOTAL FOR FUND-SCC 001 9000 (GENERAL):	5,151.82	0.00	0.00	5,151.82
TOTAL FOR FUND-SCC 001 9002 (SED BUS PURCHASE SET-ASIDES DARKE CO):	31,156.92	0.00	0.00	31,156.92
TOTAL FOR FUND-SCC 001 9003 (MH BUS PURCHASE SET-ASIDES - DARKE CO)	66,502.99	0.00	0.00	66,502.99
TOTAL FOR FUND-SCC 001 9045 (GENERAL):	67,471.70	0.00	0.00	67,471.70
TOTAL FOR FUND-SCC 001 9118 (STRIVING READERS GRANT GF 18-19):	5,751.65-	0.00	0.00	5,751.65-
TOTAL FOR FUND-SCC 001 9119 (STRIVING READERS GRANT):	17,419.58-	0.00	0.00	17,419.58-
TOTAL FOR FUND-SCC 001 9121 (TEXTBOOK AND INSTRUCTIONAL MATERIALS S	78,304.47	0.00	0.00	78,304.47
TOTAL FOR FUND-SCC 001 9122 (CAPITAL MAINTENANCE SET-ASIDES):	484,699.53-	0.00	1,002.45	485,701.98-
TOTAL FOR FUND-SCC 001 9125 (Cafeteria Plan Refunds):	651.98	0.00	0.00	651.98
TOTAL FOR FUND-SCC 001 9139 (Miami County Services):	1,900.00-	0.00	0.00	1,900.00-
TOTAL FOR FUND-SCC 001 9154 (MEDICAID REIMBURSEMENT):	19,614.50	100.80	0.00	19,715.30
TOTAL FOR FUND-SCC 001 9158 (OHIO HIGH SCHOOL ATHLETIC ASSN):	404.65	0.00	0.00	404.65
TOTAL FOR FUND-SCC 001 9194 (GENERAL FUND - STATE BUS PURCHASE ALLO	4,229.48	0.00	0.00	4,229.48
TOTAL FOR FUND-SCC 001 9195 (GENERAL FUND - PARITY):	116,690.81	0.00	0.00	116,690.81
TOTAL FOR FUND-SCC 001 9201 (TUITION REIMBURSEMENT REPAYMENT):	750.00	0.00	0.00	750.00
TOTAL FOR FUND-SCC 001 9215 (BOOSTER CLUB MONEY FOR FOOD ACTIVITIES	6.85	55.77	55.77	6.85
TOTAL FOR FUND-SCC 001 9221 (TRANSPORATION USING VAN):	379.47-	0.00	0.00	379.47-
TOTAL FOR FUND-SCC 001 9222 (GENERAL):	521.40	62.15	0.00	583.55
TOTAL FOR FUND-SCC 001 9318 (PETTY CASH ACCOUNTS):	50.00-	0.00	0.00	50.00-
TOTAL FOR FUND-SCC 001 9320 (GENERAL):	30.00	0.00	0.00	30.00
TOTAL FOR FUND-SCC 001 9412 (GENERAL STATE SETASIDE):	113,345.65	0.00	0.00	113,345.65
TOTAL FOR FUND-SCC 001 9718 (GENERAL):	62,728.71-	0.00	0.00	62,728.71-
TOTAL FOR FUND-SCC 001 9819 (FEDERAL GRANT EXPENDITURES IN GENERAL	40,456.16-	0.00	29.80	40,485.95-
TOTAL FOR FUND-SCC 001 9900 (Previous Years Expenditures):	15,088.66-	0.00	0.00	15,088.66-
TOTAL FOR FUND-SCC 001 9920 (EXPENDITURES FOR THE 2019-2020 YEAR):	488.06-	0.00	0.00	488.06-

Date: 01/02/2020  
Time: 9:13 am

BRADFORD BOARD OF EDUCATION  
Financial Detail Report for 12/01/2019 - 12/31/2019 by FUND-SCC  
Called from FINSUM to check balances

Page: 2  
(FINDET)

	Begin Balance	Receipts	Expenditures	End Balance
TOTAL FOR FUND-SCC 002 0000 (BOND RETIREMENT 4.12 MILLS BOND REG/BL	62,878.72	0.00	0.00	62,878.72
TOTAL FOR FUND-SCC 002 9020 (BOND RETIREMENT .58 MILLS BOND SITE 20	12,424.16	0.00	0.00	12,424.16
TOTAL FOR FUND-SCC 003 0000 (PERMANENT IMPROVEMENT FUND):	441,263.90	0.00	0.00	441,263.90
TOTAL FOR FUND-SCC 006 0000 (LUNCHROOM/FOOD SERVICE):	92,772.93	21,242.84	19,944.08	94,071.69
TOTAL FOR FUND-SCC 006 9318 (PETTY CASH ACCOUNTS):	80.00-	0.00	0.00	80.00-
TOTAL FOR FUND-SCC 007 9000 (UNCLAIMED FUNDS):	489.73	0.00	0.00	489.73
TOTAL FOR FUND-SCC 007 9900 (BRADFORD FIRE & RESCUE SCHOLARSHIP):	500.00	0.00	0.00	500.00
TOTAL FOR FUND-SCC 007 9902 (BLESSED DIRECTION INC. SCHOLARSHIP):	5,000.00	0.00	500.00	4,500.00
TOTAL FOR FUND-SCC 007 9903 (MAX WEAVER SCHOLARSHIP FUND):	500.00	0.00	0.00	500.00
TOTAL FOR FUND-SCC 007 9905 (CHAD NOLAN SCHOLARSHIP/MISC):	1,500.00	0.00	0.00	1,500.00
TOTAL FOR FUND-SCC 007 9906 (COVINGTON EAGLES SCHOLARSHIP FUND):	4,274.62	0.00	0.00	4,274.62
TOTAL FOR FUND-SCC 007 9907 (PEPSI AND COCA-COLA SCHOLARSHIP FUNDS)	2,000.00	0.00	500.00	1,500.00
TOTAL FOR FUND-SCC 007 9908 (RICHARD "DICK" HARMON SCHOLARSHIP FUND	23,000.00	0.00	0.00	23,000.00
TOTAL FOR FUND-SCC 007 9909 (VERNON LINDEMAN LINEMAN SCHOLARSHIP):	1,000.00	0.00	0.00	1,000.00
TOTAL FOR FUND-SCC 007 9912 (HAROLD MARKER SCHOLARSHIP FUND):	6,000.00	0.00	0.00	6,000.00
TOTAL FOR FUND-SCC 007 9913 (COVINGTON SAVINGS & LOAN SCHOLARSHIP):	500.00	0.00	500.00	0.00
TOTAL FOR FUND-SCC 007 9977 (GANGER SCHOLARSHIP DONATION-CLASS OF 1	125.00	0.00	0.00	125.00
TOTAL FOR FUND-SCC 007 9996 (PRODUCTION PAINT FINISHERS GRANT/SPECI	8,992.01	0.00	0.00	8,992.01
TOTAL FOR FUND-SCC 008 0000 (MADE KINDERGARTEN):	10,444.66	16.10	0.00	10,460.76
TOTAL FOR FUND-SCC 008 9202 (BEARD ENDOWMENT):	43,745.29	67.44	0.00	43,812.73
TOTAL FOR FUND-SCC 009 9118 (ART ACCOUNTS ESTES):	960.00	50.00	0.00	1,010.00
TOTAL FOR FUND-SCC 009 9130 (BUSINESS ACCOUNTS MOORE):	405.00	63.00	0.00	468.00
TOTAL FOR FUND-SCC 009 9210 (FFA ACCOUNTS):	385.00	30.00	0.00	415.00
TOTAL FOR FUND-SCC 009 9238 (SCIENCE ACCOUNTS WHITE):	660.00	52.50	345.50	367.00
TOTAL FOR FUND-SCC 018 9110 (PRINCIPAL FUND - ELEMENTARY):	19,281.34	219.00	361.10	19,139.24
TOTAL FOR FUND-SCC 018 9113 (ELEMENTARY PRINCIPAL -BOX TOPS):	12,805.03	0.00	0.00	12,805.03

Date: 01/02/2020  
Time: 9:13 am

BRADFORD BOARD OF EDUCATION  
Financial Detail Report for 12/01/2019 - 12/31/2019 by FUND-SCC  
Called from FINSUM to check balances

Page: 3  
(FINDET)

	Begin Balance	Receipts	Expenditures	End Balance
TOTAL FOR FUND-SCC 018 9130 (HIGH SCHOOL PRINCIPAL FUND):	2,892.20	330.06	380.05	2,842.21
TOTAL FOR FUND-SCC 018 9131 (HIGH SCHOOL PRINCIPAL (AFTER PROM) FUN	250.00	0.00	0.00	250.00
TOTAL FOR FUND-SCC 018 9222 (HIGH SCHOOL PRINCIPAL FUND LIBRARY):	2,188.00	0.00	0.00	2,188.00
TOTAL FOR FUND-SCC 019 9004 (RADIO & TEL NEWS DIRECTORS FOUND MEDIA	114.06	0.00	0.00	114.06
TOTAL FOR FUND-SCC 019 9005 (ECO GARDEN GRANT MIAMI COUNTY PARK DIS	500.00	0.00	0.00	500.00
TOTAL FOR FUND-SCC 019 9007 (REED - VALEDICTORIAN/MEMORIAL):	309.58	0.00	0.00	309.58
TOTAL FOR FUND-SCC 019 9009 (ELEMENTARY ART - TROY FOUNDATION):	12.91	0.00	0.00	12.91
TOTAL FOR FUND-SCC 019 9011 (MIAMI COUNTY FOUNDATION ALL ABOARD PRO	102.22	0.00	0.00	102.22
TOTAL FOR FUND-SCC 019 9012 (MAC GRANT):	1,093.18	0.00	0.00	1,093.18
TOTAL FOR FUND-SCC 019 9017 (EAGLES-COVINGTON DONATION):	5,927.64	0.00	0.00	5,927.64
TOTAL FOR FUND-SCC 019 9018 (MIAMI COUNTY FOUNDATION-ART DISCOVERY	512.62	0.00	0.00	512.62
TOTAL FOR FUND-SCC 019 9019 (COVINGTON EAGLES DONATION):	7,000.00	0.00	0.00	7,000.00
TOTAL FOR FUND-SCC 019 9022 (MISCELLANEOUS FIELD TRIP GRANTS):	758.76	0.00	0.00	758.76
TOTAL FOR FUND-SCC 019 9023 (VIVIAN RUSSELL KINDERGARTEN FUND):	57.87	0.00	0.00	57.87
TOTAL FOR FUND-SCC 019 9024 (ANNA BIER ART GRANT):	593.99	0.00	0.00	593.99
TOTAL FOR FUND-SCC 019 9131 (MIAMI COUNTY FOUNDATION SEMI-ANNUAL GR	1,773.23	0.00	0.00	1,773.23
TOTAL FOR FUND-SCC 019 9139 (Miami County Foundation 2019-2020 Gran	6,000.00	0.00	0.00	6,000.00
TOTAL FOR FUND-SCC 019 9181 (MIAMI COUNTY PARKS - GIZMOS GRANT):	10.00	0.00	0.00	10.00
TOTAL FOR FUND-SCC 019 9222 (OTHER GRANT LIBRARY):	10.00	0.00	0.00	10.00
TOTAL FOR FUND-SCC 019 9230 (OTHER GRANT):	150.00	0.00	0.00	150.00
TOTAL FOR FUND-SCC 019 9239 (Miami County Grant for IPADS):	4,186.00	0.00	0.00	4,186.00
TOTAL FOR FUND-SCC 019 9272 (Miami County Foundation Grant-Water Fo	1.25	0.00	0.00	1.25
TOTAL FOR FUND-SCC 019 9410 (GRANT FROM DARKE COUNTY FOUNDATION):	1,267.24	0.00	0.00	1,267.24
TOTAL FOR FUND-SCC 019 9517 (OTHER GRANT):	6,400.00	0.00	0.00	6,400.00
TOTAL FOR FUND-SCC 019 9920 (COVINGTON EAGLES DONATION):	7,000.00	0.00	0.00	7,000.00
TOTAL FOR FUND-SCC 022 9718 (DISTRICT AGENCY):	777.85	0.00	0.00	777.85

Date: 01/02/2020  
Time: 9:13 am

BRADFORD BOARD OF EDUCATION  
Financial Detail Report for 12/01/2019 - 12/31/2019 by FUND-SCC  
Called from FINSUM to check balances

Page: 4  
(FINDET)

	Begin Balance	Receipts	Expenditures	End Balance
TOTAL FOR FUND-SCC 022 9819 (UNCASHED FUNDS FOR 2018-2019):	127.99	0.00	0.00	127.99
TOTAL FOR FUND-SCC 034 0000 (CLASSROOM FACILITY MAINTENANCE):	492,271.29	0.00	0.00	492,271.29
TOTAL FOR FUND-SCC 034 9045 (MAINTENANCE FUND DELINQUENCIES):	1,226.20	0.00	0.00	1,226.20
TOTAL FOR FUND-SCC 200 9000 (MULTIPLE DISABILITIES CLASS):	2,664.86	146.00	135.97	2,674.89
TOTAL FOR FUND-SCC 200 9020 (CLASS OF 2020):	1,354.19	0.00	0.00	1,354.19
TOTAL FOR FUND-SCC 200 9021 (CLASS OF 2021):	3,423.72	0.00	0.00	3,423.72
TOTAL FOR FUND-SCC 200 9022 (CLASS OF 2022):	2,526.88	600.00	0.00	3,126.88
TOTAL FOR FUND-SCC 200 9023 (CLASS OF 2023):	1,480.00	0.00	0.00	1,480.00
TOTAL FOR FUND-SCC 200 9119 (POWER OF THE PEN):	280.00	0.00	0.00	280.00
TOTAL FOR FUND-SCC 200 9128 (SPANISH CLUB):	134.31	0.00	0.00	134.31
TOTAL FOR FUND-SCC 200 9130 (MUSE MACHINE):	1,103.24	0.00	0.00	1,103.24
TOTAL FOR FUND-SCC 200 9131 (DRAMA CLUB):	6,099.49	0.00	0.00	6,099.49
TOTAL FOR FUND-SCC 200 9133 (GLEE CLUB):	368.65	0.00	0.00	368.65
TOTAL FOR FUND-SCC 200 9330 (FUTURE FARMERS OF AMERICA):	5,458.97	11,936.79	3,414.87	13,980.89
TOTAL FOR FUND-SCC 200 9400 (HIGH SCHOOL MUSIC DEPARTMENT):	628.63	500.00	0.00	1,128.63
TOTAL FOR FUND-SCC 200 9610 (ELEMENTARY STUDENT COUNCIL):	513.56	0.00	0.00	513.56
TOTAL FOR FUND-SCC 200 9630 (HIGH SCHOOL STUDENT COUNCIL):	2,590.81	0.00	190.00	2,400.81
TOTAL FOR FUND-SCC 200 9680 (YEARBOOK):	7,150.22	0.00	41.58	7,108.64
TOTAL FOR FUND-SCC 200 9710 (NATIONAL HONOR SOCIETY):	252.77-	116.50	0.00	136.27-
TOTAL FOR FUND-SCC 300 9001 (HIGH SCHOOL ART):	721.58	0.00	0.00	721.58
TOTAL FOR FUND-SCC 300 9002 (WASHINGTON DC TRIP - 8TH GRADE):	19,435.64	0.00	0.00	19,435.64
TOTAL FOR FUND-SCC 300 9004 (MEDIA-TECH CLASS):	5.57	0.00	0.00	5.57
TOTAL FOR FUND-SCC 300 9185 (Benefit for Ruth Estes):	1,369.70	0.00	0.00	1,369.70
TOTAL FOR FUND-SCC 300 9500 (ATHLETIC DIRECTOR):	27,899.32	6,825.00	5,244.34	29,479.98
TOTAL FOR FUND-SCC 300 9501 (ATHLETIC DIRECTOR FSN):	750.00	0.00	0.00	750.00
TOTAL FOR FUND-SCC 300 9553 (Athletics-cheerleading Fund Raising):	0.00	87.00	0.00	87.00

Date: 01/02/2020  
Time: 9:13 am

BRADFORD BOARD OF EDUCATION  
Financial Detail Report for 12/01/2019 - 12/31/2019 by FUND-SCC  
Called from FINSUM to check balances

Page: 5  
(FINDET)

	Begin Balance	Receipts	Expenditures	End Balance
TOTAL FOR FUND-SCC 451 9920 (TELECOMMUNICATIONS 2019-2020):	1,800.00	0.00	0.00	1,800.00
TOTAL FOR FUND-SCC 467 9920 (Student Wellness and Success):	69,271.80	0.00	0.00	69,271.80
TOTAL FOR FUND-SCC 499 9819 (Ohio Climate Grant):	4,792.40	0.00	0.00	4,792.40
TOTAL FOR FUND-SCC 572 0000 (TITLE I):	863.02	0.00	0.00	863.02
TOTAL FOR FUND-SCC 572 9920 (TITLE ONE 2019-2020 SCHOOL YEAR):	5,749.72	12,290.36	14,995.26	3,044.82
TOTAL FOR FUND-SCC 587 9119 (TITLE 6B RESTORATION MONEY):	1,507.89	0.00	0.00	1,507.89
TOTAL FOR FUND-SCC 590 9920 (TITLE IIA FOR THE 2018-2019 SCHOOL YEA	3,778.04	1,943.00	0.00	5,721.04
TOTAL FOR FUND-SCC 599 0000 (OTHER MISC FEDERAL GRANTS):	51.31	0.00	0.00	51.31
TOTAL FOR FUND-SCC 599 9119 (MISC. FED. GRANT):	33,236.12	0.00	0.00	33,236.12
TOTAL FOR FUND-SCC 599 9120 (STRIVING READERS GRANT 2019-2020):	33,974.12	0.00	7,530.71	26,443.41
TOTAL FOR FUND-SCC 599 9819 (TITLE IV FOR THE 2018-2019 SCHOOL YEAR	11,943.11	0.00	0.00	11,943.11
TOTAL FOR FUND-SCC 599 9920 (TITLE IV FOR THE 2019-2020 SCHOOL YEAR	5,121.89-	0.00	0.00	5,121.89-



Date: 01/02/2020  
Time: 9:13 am

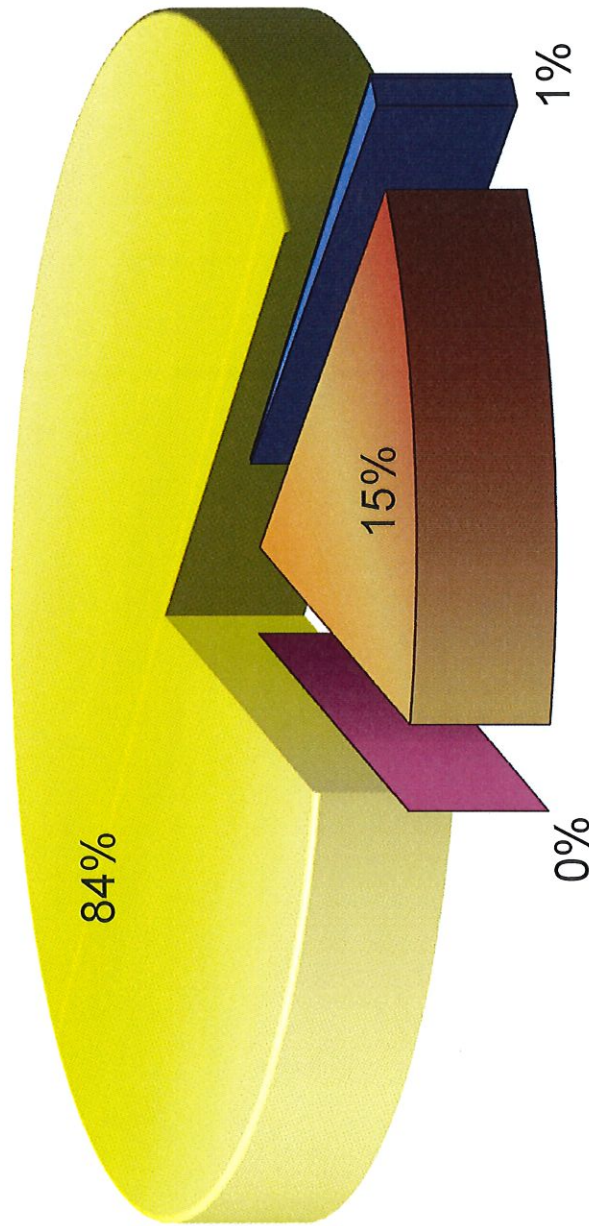
BRADFORD BOARD OF EDUCATION  
Financial Detail Report for 12/01/2019 - 12/31/2019 by FUND-SCC  
Called from FINSUM to check balances

Page: 6  
(FINDET)

	Begin Balance	Receipts	Expenditures	End Balance
GRAND TOTALS:	8,595,935.05	467,105.01	559,211.57	8,503,828.49

DEPOSITORY	MONTH OF DECEMBER	2019	DIFFERENCE
	<u>NOVEMBER</u>	<u>DECEMBER</u>	
COVINGTON SAVINGS & LOAN	\$ 113,008.95	\$ 76,148.56	\$ (36,860.39)
COVINGTON SAVINGS & LOAN	\$ 250.00	\$ 250.00	\$ -
GREENVILLE NATIONAL BANK	\$ 1,000.00	\$ 1,000.00	\$ -
SECOND NATIONAL BANK	\$ 1,045,430.58	\$ 1,049,558.33	\$ 4,127.75
STAR OHIO	\$ 3,636,870.22	\$ 3,573,762.20	\$ (63,108.02)
STAR OHIO PLUS	\$ 2,549,375.30	\$ 2,553,109.40	\$ 3,734.10 ok
	\$ 7,345,935.05	\$ 7,253,828.49	\$ (92,106.56)
			\$ -
			\$ -
CDARS	\$ 1,250,000.00	\$ 1,250,000.00	\$ -
PETTY CASH	\$ 1,500.00	\$ 1,500.00	\$ -
LIBRARY CHANGE FUND	\$ -		\$ -
CAFETERIA CHANGE FUND	\$ 80.00	\$ 80.00	\$ -
ATHLETIC CHANGE FUND	\$ 50.00	\$ 50.00	\$ -
	\$ 8,595,935.05	\$ 8,503,828.49	\$ (92,106.56)
		\$ 8,503,828.49	\$ -

# INVESTMENT DECEMBER 2019



- CD'S
- US AGENCIES
- MONEY MARKETS
- MUTUAL FUND

0%

1%

15%


0%

DATE: 01/02/2020  
TIME: 09:02

BRADFORD BOARD OF EDUCATION  
CASH RECONCILIATION AS OF 12/31/2019

PAGE: 1  
(USAEMSED)

	SUB-TOTALS	TOTALS
	-----	-----
Gross Depository Balances:		
SECOND NATIONAL BANK	\$ 1,049,558.33	
COVINGTON SAVINGS & LOAN	197,242.85	
COVINGTON SAVINGS & LOAN-ATHLETC	250.00	
STAR OHIO	3,573,762.20	
STAR OHIO PLUS	2,553,109.40	
GREENVILLE NATIONAL BANK	21,183.56	
	-----	
Total Depository Balances (Gross)		\$ 7,395,106.34
Adjustments to Bank Balance:		
Cash in Transit to Bank	\$ 0.00	
Outstanding Checks	141,322.85-	
Adjustments	45.00	
Accounts Receivable from Eaton City		
	-----	
Total Adjustments to Bank Balance		141,277.85-
Investments:		
Treasury Bonds and Notes	\$ 0.00	
Certificate of Deposits	1,250,000.00	
Other Securities	0.00	
Other Investments:		
	-----	
Total Investments		1,250,000.00
Cash on Hand:		
Petty Cash:		
Change Cash:		
Cash with Fiscal Agent	0.00	
	-----	
Total Cash on Hand		0.00
		-----
Total Balances		\$ 8,503,828.49
		=====
Total Fund Balance		\$ 8,503,828.49
		=====
Depository Clearance Accounts:		
	-----	
Total Clearance Account Balances		\$ 0.00

  
-----  
Treasurer

DATE: 01/02/2020  
 TIME: 09:19:35

FORM SM-2  
 OHIO DEPARTMENT OF EDUCATION - OFFICE OF SCHOOL MANAGEMENT ASSISTANCE  
 ANNUAL SPENDING PLAN (CURRENT OPERATION - GENERAL FUND ONLY - O.R.C. 5705.391)

PAGE: 1

SCHOOL DISTRICT: BRADFORD BOARD OF EDUCATION

IRN # 045229 COUNTY: MIAMI  
 MONTHLY CALCULATION

FISCAL YEAR: 2020 MONTH: 12

	MONTHLY ESTIMATE	MONTHLY ACTUAL	MONTHLY DIFFERENCE	FISCAL YTD ESTIMATE	FISCAL YTD ACTUAL	FISCAL YTD DIFFERENCE
<b>REVENUES</b>						
01.010 General Property (Real Estate)	0	0	0	0	395,980	395,980
01.020 Tangible Personal Property Tax	0	0	0	0	23,332	23,332
01.030 Income Tax	0	0	0	0	692,368	692,368
01.035 Unrestricted Grants-in-Aid	0	345,842	345,842	0	2,095,158	2,095,158
01.040 Restricted Grants-in-Aid	0	3,362	3,362	0	20,175	20,175
01.045 Restricted Grants-in-Aid - SFSF	0	0	0	0	0	0
01.050 Property Tax Allocation	0	0	0	0	78,027	78,027
01.060 All Other Operating Revenue	0	43,429	43,429	0	290,814	290,814
01.070 Total Revenue	0	392,633	392,633	0	3,595,854	3,595,854
<b>OTHER FINANCING SOURCES</b>						
02.010 Proceeds from Sale of Notes	0	0	0	0	0	0
02.020 State Emergency Loans & Advancements (Approved)	0	0	0	0	0	0
02.040 Operating Transfers-In	0	0	0	0	0	0
02.050 Advances-In	0	0	0	0	0	0
02.060 All Other Financing Sources	0	17,956	17,956	0	77,092	77,092
02.070 Total Other Financing Sources	0	17,956	17,956	0	77,092	77,092
02.080 Total Revenues and Other Financing Sources	0	410,589	410,589	0	3,672,946	3,672,946
<b>EXPENDITURES</b>						
03.010 Personal Services	0	276,349	276,349	0	1,738,040	1,738,040
03.020 Employees' Retirement/Insurance Benefits	0	109,881	109,881	0	652,433	652,433
03.030 Purchased Services	0	98,577	98,577	0	716,863	716,863
03.040 Supplies and Materials	0	4,900	4,900	0	54,992	54,992
03.050 Capital Outlay	0	15,854	15,854	0	76,626	76,626
03.060 Intergovernmental	0	0	0	0	0	0
04.010 Debt Service: All Principal (Historical)	0	0	0	0	0	0
04.020 Debt Service: Principal - Notes	0	0	0	0	0	0
04.030 Debt Service: Principal - State Loans	0	0	0	0	0	0
04.040 Debt Service: Principal - State Advancements	0	0	0	0	0	0
04.050 Debt Service: Principal - HB 264 Loans	0	0	0	0	0	0
04.055 Debt Service: Principal - Other	0	0	0	0	0	0
04.060 Debt Service: Interest and Fiscal Charges	0	0	0	0	0	0
04.300 Other Objects	0	432-	432-	0	58,467	58,467
04.500 Total Expenditures	0	505,129	505,129	0	3,297,421	3,297,421
<b>OTHER FINANCING USES</b>						
05.010 Operating Transfers - Out	0	0	0	0	0	0
05.020 Advances - Out	0	0	0	0	130,000	130,000
05.030 All Other Financing Uses	0	0	0	0	0	0
05.040 Total Other Financing Uses	0	0	0	0	130,000	130,000
05.050 Total Expenditure and Other Financing Uses	0	505,129	505,129	0	3,427,421	3,427,421
06.010 Excess Rev & Oth Financing Sources over(under) Exp &	0	94,540-	94,540-	0	245,525	245,525
07.010 Beginning Cash Balance	0	7,053,045	7,053,045	0	6,712,980	6,712,980
07.020 Ending Cash Balance	0	6,958,505	6,958,505	0	6,958,505	6,958,505
08.010 Outstanding Encumbrances	0	1,100,122	1,100,122	0	1,100,122	1,100,122

DATE: 01/02/2020  
 TIME: 09:21:11

SCHOOL DISTRICT: BRADFORD BOARD OF EDUCATION  
 SM2 REPORT BY MONTH  
 IRN # 045229

COUNTY: MIAMI

PAGE: 1  
 FISCAL YEAR: 2020

	FY ACTUAL	MONTHLY REPORT JULY JANUARY	AUGUST FEBRUARY	SEPTEMBER MARCH	OCTOBER APRIL	NOVEMBER MAY	DECEMBER JUNE
<b>REVENUES</b>							
01.010 General Property (Real Estate)	395,980	150,000 0	245,980 0	0 0	0 0	0 0	0 0
01.020 Tangible Personal Property Tax	23,332	0 0	23,332 0	0 0	0 0	0 0	0 0
01.030 Income Tax	692,368	402,850 0	0 0	0 0	289,518 0	0 0	0 0
01.035 Unrestricted Grants-in-Aid	2,095,158	346,786 0	361,023 0	346,649 0	351,323 0	343,535 0	345,842 0
01.040 Restricted Grants-in-Aid	20,175	3,361 0	3,364 0	3,363 0	0 0	6,725 0	3,362 0
01.045 Restricted Grants-in-Aid - SFSF	0	0 0	0 0	0 0	0 0	0 0	0 0
01.050 Property Tax Allocation	78,027	0 0	42,442 0	35,497 0	88 0	0 0	0 0
01.060 All Other Operating Revenue	290,814	46,644 0	49,409 0	45,815 0	49,931 0	55,586 0	43,429 0
01.070 Total Revenue	3,595,854	949,641 0	725,550 0	431,324 0	690,860 0	405,846 0	392,633 0
<b>OTHER FINANCING SOURCES</b>							
02.010 Proceeds from Sale of Notes	0	0 0	0 0	0 0	0 0	0 0	0 0
02.020 State Emergency Loans & Advancements (App	0	0 0	0 0	0 0	0 0	0 0	0 0
02.040 Operating Transfers-In	0	0 0	0 0	0 0	0 0	0 0	0 0
02.050 Advances-In	0	0 0	0 0	0 0	0 0	0 0	0 0
02.060 All Other Financing Sources	77,092	19,698 0	18,868 0	20,570 0	0 0	0 0	17,956 0
02.070 Total Other Financing Sources	77,092	19,698 0	18,868 0	20,570 0	0 0	0 0	17,956 0
02.080 Total Revenues and Other Financing Source	3,672,946	969,339 0	744,418 0	451,894 0	690,860 0	405,846 0	410,589 0
<b>EXPENDITURES</b>							
03.010 Personal Services	1,738,040	250,900 0	387,516 0	262,915 0	260,629 0	299,731 0	276,349 0
03.020 Employees' Retirement/Insurance Benefits	652,433	99,219 0	119,387 0	109,029 0	105,857 0	109,060 0	109,881 0
03.030 Purchased Services	716,863	114,613 0	103,541 0	127,594 0	163,234 0	109,304 0	98,577 0

DATE: 01/02/2020

TIME: 09:21:11 SCHOOL DISTRICT: BRADFORD BOARD OF EDUCATION

SM2 REPORT BY MONTH

IRN # 045229

COUNTY: MIAMI

PAGE: 2

FISCAL YEAR: 2020

	FY ACTUAL	MONTHLY REPORT		SEPTEMBER	OCTOBER	NOVEMBER	DECEMBER
		JULY	AUGUST	MARCH	APRIL	MAY	JUNE
		JANUARY	FEBRUARY				
03.040 Supplies and Materials	54,992	6,375 0	16,418 0	12,303 0	11,416 0	3,500 0	4,900 0
03.050 Capital Outlay	76,626	1,221 0	48,565 0	818 0	1,568 0	8,600 0	15,854 0
03.060 Intergovernmental	0	0 0	0 0	0 0	0 0	0 0	0 0
04.010 Debt Service: All Principal (Historical)	0	0 0	0 0	0 0	0 0	0 0	0 0
04.020 Debt Service: Principal - Notes	0	0 0	0 0	0 0	0 0	0 0	0 0
04.030 Debt Service: Principal - State Loans	0	0 0	0 0	0 0	0 0	0 0	0 0
04.040 Debt Service: Principal - State Advanceme	0	0 0	0 0	0 0	0 0	0 0	0 0
04.050 Debt Service: Principal - HB 264 Loans	0	0 0	0 0	0 0	0 0	0 0	0 0
04.055 Debt Service: Principal - Other	0	0 0	0 0	0 0	0 0	0 0	0 0
04.060 Debt Service: Interest and Fiscal Charges	0	0 0	0 0	0 0	0 0	0 0	0 0
04.300 Other Objects	58,467	25,018 0	13,700 0	4,089 0	7,349 0	8,743 0	432- 0
04.500 Total Expenditures	3,297,421	497,346 0	689,127 0	616,748 0	550,053 0	539,018 0	505,129 0
OTHER FINANCING USES							
05.010 Operating Transfers - Out	0	0 0	0 0	0 0	0 0	0 0	0 0
05.020 Advances - Out	130,000	0 0	70,000 0	0 0	50,000 0	10,000 0	0 0
05.030 All Other Financing Uses	0	0 0	0 0	0 0	0 0	0 0	0 0
05.040 Total Other Financing Uses	130,000	0 0	70,000 0	0 0	50,000 0	10,000 0	0 0
05.050 Total Expenditure and Other Financing Use	3,427,421	497,346 0	759,127 0	616,748 0	600,053 0	549,018 0	505,129 0
06.010 Excess Rev & Oth Financing Sources over(u	245,525	471,993 0	14,709- 0	64,854- 0	90,807 0	143,172- 0	94,540- 0
07.010 Beginning Cash Balance	6,712,980	6,712,980 0	7,184,973 0	7,170,264 0	7,105,410 0	7,196,217 0	7,053,045 0
07.020 Ending Cash Balance	6,958,505	7,184,973 0	7,170,264 0	7,105,410 0	7,196,217 0	7,053,045 0	6,958,505 0

DATE: 01/02/2020

TIME: 09:21:11 SCHOOL DISTRICT: BRADFORD BOARD OF EDUCATION

SM2 REPORT BY MONTH

IRN # 045229

COUNTY: MIAMI

PAGE: 3  
FISCAL YEAR: 2020

FY ACTUAL	MONTHLY REPORT						
	JANUARY	FEBRUARY	MARCH	APRIL	MAY	JUNE	
08.010 Outstanding Encumbrances	0	1,079,171	1,330,653	1,264,893	1,156,343	1,121,027	1,100,122
		0	0	0	0	0	0



RECEIPT LIST  
List of Receipt Items by Date  
MONTHLY REVENUE POSTINGS

Receipt Number	Item Number	Stat	Stat2	Description	Amount
----------------	-------------	------	-------	-------------	--------

Receipt Date: 12/02/2019

995758	0001	A		HSGBK vs Arcanum	334.00
RECEIPT TOTAL:					334.00
995759	0001	A		BBasketball Varsity VS Fairlaw	902.00
RECEIPT TOTAL:					902.00
995760	0001	A		Student Breakfast	31.55
995760	0002	A		Adult Breakfast	0.00
995760	0003	A		Student Breakfast	2.75
995760	0004	A		Student Lunch Receipts	306.40
995760	0005	A		Student Milk Receipts	0.50
995760	0006	A		Student Alacarte	105.40
995760	0007	A		Adult Alacarte	47.00
995760	0008	A		Received On Account	( 322.30)
RECEIPT TOTAL:					171.30
995761	0001	A		Postage reimbursement-Kommer	1.00
RECEIPT TOTAL:					1.00
995762	0001	A		Cash fines-Library	42.15
995762	0002	A		Check fines-Steman #1037	20.00
RECEIPT TOTAL:					62.15
995763	0001	A		Fees for students in MD Unit	5,690.84
RECEIPT TOTAL:					5,690.84
995765	0001	A		Season Pass	350.00
995765	0002	A		Season Pass-Harleman #6515	150.00
RECEIPT TOTAL:					500.00
TOTAL FOR DATE: 12/02/2019					7,661.29

Receipt Date: 12/03/2019

995766	0001	A		Student Breakfast	28.55
995766	0002	A		Adult Breakfast	2.50
995766	0003	A		Student Breakfast	0.00
995766	0004	A		Student Lunch Receipts	314.95
995766	0005	A		Student Milk Receipts	0.50

02-JAN-2020 09:15 AM

RECEIPT LIST  
List of Receipt Items by Date  
MONTHLY REVENUE POSTINGS

PAGE 2

Receipt Item  
Number Number Stat Stat2 Description Amount

Receipt Date: 12/03/2019

995766	0006	A		Student Alacarte	147.00
995766	0007	A		Adult Alacarte	46.50
995766	0008	A		Received On Account	( 86.00)

RECEIPT TOTAL: 454.00

TOTAL FOR DATE: 12/03/2019 454.00

Receipt Date: 12/04/2019

995767	0001	A		OSU Hockey Game 11/16/2018	70.00
995767	0002	A		OSU Hockey Game-Riffell #145	10.00

RECEIPT TOTAL: 80.00

995768	0001	A		Postage reimbursement-Frantz	0.50
--------	------	---	--	------------------------------	------

RECEIPT TOTAL: 0.50

995769	0001	A		HS Principal Coke Sales	222.06
--------	------	---	--	-------------------------	--------

RECEIPT TOTAL: 222.06

995770	0001	A		HS Principal Coke Sales	1.00
--------	------	---	--	-------------------------	------

RECEIPT TOTAL: 1.00

995771	0001	A		Trail Mix Sales	146.00
--------	------	---	--	-----------------	--------

RECEIPT TOTAL: 146.00

995772	0001	A		BBasketball Vars VS Miami VS	228.00
--------	------	---	--	------------------------------	--------

RECEIPT TOTAL: 228.00

TOTAL FOR DATE: 12/04/2019 677.56

Receipt Date: 12/05/2019

995764	0001	A		Victoria Theater-ticket sales	50.00
995764	0002	A		Victoria Th-ticket Hoffman	4.00
995764	0003	A		Victoria Th-ticket McNutt	14.00

RECEIPT TOTAL: 68.00

List of Receipt Items by Date  
MONTHLY REVENUE POSTINGS

Receipt Number	Item Number	Stat	Stat2	Description	Amount
----------------	-------------	------	-------	-------------	--------

Receipt Date: 12/05/2019

995773	0001	A		Student Breakfast	24.65
995773	0002	A		Adult Breakfast	4.25
995773	0003	A		Student Breakfast	0.75
995773	0004	A		Student Lunch Receipts	306.55
995773	0005	A		Student Milk Receipts	1.00
995773	0006	A		Student Alacarte	112.00
995773	0007	A		Adult Alacarte	55.50
995773	0008	A		Received On Account	( 194.53)

RECEIPT TOTAL: 310.17

995774	0001	A		Student Breakfast	29.40
995774	0002	A		Adult Breakfast	2.00
995774	0003	A		Student Breakfast	0.75
995774	0004	A		Student Lunch Receipts	311.05
995774	0005	A		Student Milk Receipts	0.50
995774	0006	A		Student Alacarte	138.25
995774	0007	A		Adult Alacarte	53.25
995774	0008	A		Received On Account	( 370.20)

RECEIPT TOTAL: 165.00

995775	0001	A		Title One for 2019-2020	12,290.36
--------	------	---	--	-------------------------	-----------

RECEIPT TOTAL: 12,290.36

995776	0001	A		Title IIA for 2019-2020	1,943.00
--------	------	---	--	-------------------------	----------

RECEIPT TOTAL: 1,943.00

995777	0001	A		Victoria Theater-ticket sales	50.00
995777	0002	A		Victoria Theater Huffman 3016	4.00
995777	0003	A		Victoria Theater McNutt 697	14.00

RECEIPT TOTAL: 68.00

995778	0001	A		Victoria Theater-ticket sales	56.00
--------	------	---	--	-------------------------------	-------

RECEIPT TOTAL: 56.00

995799	0001	A		Victoria Theater-ticket sales	( 50.00)
995799	0002	A		Victoria Th-ticket Hoffman	( 4.00)
995799	0003	A		Victoria Th-ticket McNutt	( 14.00)

RECEIPT TOTAL: ( 68.00)

List of Receipt Items by Date  
MONTHLY REVENUE POSTINGS

Receipt Number	Item Number	Stat	Stat2	Description	Amount
----------------	-------------	------	-------	-------------	--------

Receipt Date: 12/05/2019

TOTAL FOR DATE: 12/05/2019 14,832.53

Receipt Date: 12/06/2019

995779	0001	A		Student Breakfast	35.45
995779	0002	A		Adult Breakfast	0.75
995779	0003	A		Student Breakfast	0.00
995779	0004	A		Student Lunch Receipts	379.25
995779	0005	A		Student Milk Receipts	0.00
995779	0006	A		Student Alacarte	190.75
995779	0007	A		Adult Alacarte	57.25
995779	0008	A		Received On Account	( 378.40)

RECEIPT TOTAL: 285.05

995780	0001	A		HSGBK vs Ansonia	224.00
--------	------	---	--	------------------	--------

RECEIPT TOTAL: 224.00

995781	0001	A		Victoria Theater-ticket sales	20.00
--------	------	---	--	-------------------------------	-------

RECEIPT TOTAL: 20.00

995782	0001	A		High School General Fees	52.50
995782	0002	A		Art Classes, Jr High High Sch	20.00
995782	0003	A		Business Acct Class Fees	28.00
995782	0004	A		Financial Mgmt Class Fees	0.00
995782	0005	A		Keyboarding Supplies	0.00
995782	0006	A		FFA Class Fees	15.00
995782	0007	A		Science Class Fees	22.50

RECEIPT TOTAL: 138.00

995783	0001	A		Pumpkin Show Band performance	500.00
--------	------	---	--	-------------------------------	--------

RECEIPT TOTAL: 500.00

995784	0001	A		FFA Fruit Sales	20.00
995784	0002	A		FFA Fruit Sales France #11871	52.00
995784	0003	A		FFA Fruit Sales #3383	62.50
995784	0004	A		FFA Fruit Sales #1379 Wackler	78.50
995784	0005	A		FFA Fruit Sales #6953 Schmitz	22.50
995784	0006	A		FFA Fruit Sales #6552 Gehret	26.00
995784	0007	A		FFA Fruit Sales #4063	35.00
995784	0008	A		FFA Fruit Sales #404 Wackler	35.00
995784	0009	A		FFA Fruit Sales #7750 Ray	47.25

List of Receipt Items by Date  
MONTHLY REVENUE POSTINGS

Receipt Number	Item Number	Stat	Stat2	Description	Amount
Receipt Date: 12/06/2019					
995784	0010	A		FFA Fruit Sales #9502 Fair	43.00
995784	0011	A		FFA Fruit Sales #565 Skinner	21.75
RECEIPT TOTAL:					443.50
995785	0001	A		FFA Fruit Sales	445.00
995785	0002	A		FFA Fruit Sales #552 Skinner	83.00
995785	0003	A		FFA Fruit Sales #1646 Oliver	50.00
995785	0004	A		FFA Fruit Sales #5050 Beyers	43.00
995785	0005	A		FFA Fruit Sales #2851 Yohey	22.50
995785	0006	A		FFA Fruit Sales #1124 Beachler	100.00
995785	0007	A		FFA Fruit Sales #3868 Marlow	8.50
995785	0008	A		FFA Fruit Sales #2725 Brubaker	160.00
995785	0009	A		FFA Fruit Sales #2850 Yohey	26.00
995785	0010	A		FFA Fruit Sales #2342 Swick	26.00
RECEIPT TOTAL:					964.00
995786	0001	A		WF Choc-cash 2022	300.00
RECEIPT TOTAL:					300.00
995795	0001	A		BBasketball Varsity VS Natl Tr	678.00
995795	0002	A		Family Passes-Wood #1862	150.00
RECEIPT TOTAL:					828.00
TOTAL FOR DATE: 12/06/2019					3,702.55
Receipt Date: 12/07/2019					
995787	0001	A		HSGBK vs Newton	290.00
RECEIPT TOTAL:					290.00
995790	0001	A		BBasketball Vars VS Riverside	452.00
RECEIPT TOTAL:					452.00
TOTAL FOR DATE: 12/07/2019					742.00
Receipt Date: 12/09/2019					
995788	0001	A		Student Breakfast	24.95
995788	0002	A		Adult Breakfast	2.25

02-JAN-2020 09:15 AM

RECEIPT LIST  
List of Receipt Items by Date  
MONTHLY REVENUE POSTINGS

PAGE 6

Receipt Item  
Number Number Stat Stat2 Description Amount

Receipt Date: 12/09/2019

995788	0003	A		Student Breakfast	4.75
995788	0004	A		Student Lunch Receipts	353.00
995788	0005	A		Student Milk Receipts	1.00
995788	0006	A		Student Alacarte	172.00
995788	0007	A		Adult Alacarte	79.75
995788	0008	A		Received On Account	( 242.70)

RECEIPT TOTAL: 395.00

995789	0001	A		3pt shot held at game	87.00
--------	------	---	--	-----------------------	-------

RECEIPT TOTAL: 87.00

995791	0001	A		FFA Fruit Sales Fair 9503	21.00
--------	------	---	--	---------------------------	-------

RECEIPT TOTAL: 21.00

995792	0001	A		FFA Fruit Sales Cash	597.00
995792	0002	A		FFA Fruit Sales checks multipl	1,308.50

RECEIPT TOTAL: 1,905.50

995793	0001	A		NHS Krispy Kreme Fundraiser cs	108.50
995793	0002	A		NHS Krispy Kreme Fundr-6812 Va	8.00

RECEIPT TOTAL: 116.50

995794	0001	A		Medicaid Billing payback	100.80
--------	------	---	--	--------------------------	--------

RECEIPT TOTAL: 100.80

TOTAL FOR DATE: 12/09/2019 2,625.80

Receipt Date: 12/10/2019

995796	0001	A		Athletic Boosters gfs #2415	55.77
--------	------	---	--	-----------------------------	-------

RECEIPT TOTAL: 55.77

995797	0001	A		FFA Fruit Sales cash	54.50
995797	0002	A		FFA Fruit Sales Yount #1559	84.50
995797	0003	A		FFA Fruit Mead #3130	22.00
995797	0004	A		FFA Fruit Sales Nolan #9421	39.50

RECEIPT TOTAL: 200.50

List of Receipt Items by Date  
MONTHLY REVENUE POSTINGS

Receipt Number	Item Number	Stat	Stat2	Description	Amount
Receipt Date: 12/10/2019					
995798	0001	A		Student Breakfast	37.65
995798	0002	A		Adult Breakfast	3.00
995798	0003	A		Student Breakfast	0.00
995798	0004	A		Student Lunch Receipts	251.95
995798	0005	A		Student Milk Receipts	0.50
995798	0006	A		Student Alacarte	111.25
995798	0007	A		Adult Alacarte	33.00
995798	0008	A		Received On Account	( 7.63)
RECEIPT TOTAL:					429.72
995800	0001	A		LUNCH-PUBLIC SECT 11	304.71
995800	0002	A		LUNCH-PUBLIC SECT 11	9,083.47
995800	0003	A		CRRS BREAKFAST REIMB -NOV 19	2,582.60
RECEIPT TOTAL:					11,970.78
TOTAL FOR DATE: 12/10/2019					12,656.77
Receipt Date: 12/11/2019					
995801	0001	A		FFA Fruit Sales Fair 9503	399.00
995801	0002	A		FFA Fruit-baumer #7587	60.50
995801	0003	A		FFA Fruit Justice #1128	26.00
995801	0004	A		FFA Fruit Gehret #6535	52.00
995801	0005	A		FFA Fruit Patty #1049	13.00
995801	0006	A		FFA Fruit Guillozet #10160	13.00
995801	0007	A		FFA Fruit Baumer #381	100.00
995801	0008	A		FFA Fruit Hamilton #4987	9.00
995801	0009	A		FFA Fruit Meyers #1421	56.50
995801	0010	A		FFA Fruit Beutter #2217	45.50
995801	0011	A		FFA Fruit Wigger #6267	26.00
RECEIPT TOTAL:					800.50
995802	0001	A		Currency FFA Dues	20.00
RECEIPT TOTAL:					20.00
995803	0001	A		MSGBK vs Mississinawa Valley	232.00
RECEIPT TOTAL:					232.00
995804	0001	A		Student Breakfast	40.50
995804	0002	A		Adult Breakfast	4.25
995804	0003	A		Student Breakfast	3.50

List of Receipt Items by Date  
MONTHLY REVENUE POSTINGS

Receipt Number	Item Number	Stat	Stat2	Description	Amount
Receipt Date: 12/11/2019					
995804	0004	A		Student Lunch Receipts	278.85
995804	0005	A		Student Milk Receipts	0.50
995804	0006	A		Student Alacarte	176.75
995804	0007	A		Adult Alacarte	37.00
995804	0008	A		Received On Account	( 383.85)
RECEIPT TOTAL:					157.50
TOTAL FOR DATE: 12/11/2019					1,210.00
Receipt Date: 12/12/2019					
995806	0001	A		FFA Fruit Sales Hamilton #4990	10.00
RECEIPT TOTAL:					10.00
995807	0001	B	EX	Real Sucess Luncheon reimburse	12.00
RECEIPT TOTAL:					12.00
995808	0001	A		Student Breakfast	24.35
995808	0002	A		Adult Breakfast	6.75
995808	0003	A		Student Breakfast	9.25
995808	0004	A		Student Lunch Receipts	290.90
995808	0005	A		Student Milk Receipts	0.00
995808	0006	A		Student Alacarte	141.25
995808	0007	A		Adult Alacarte	56.50
995808	0008	A		Received On Account	( 186.80)
RECEIPT TOTAL:					342.20
TOTAL FOR DATE: 12/12/2019					364.20
Receipt Date: 12/13/2019					
995805	0001	B	EX	A Szary-already posted STRS	35.00
995805	0002	B	EX	A Szary-already posted STRS	47.25
RECEIPT TOTAL:					82.25
995809	0001	A		Foundation Formula	171,608.83
995809	0002	A		Student Wellness and Success	0.00
995809	0003	A		Enrollment Growth Supplement	0.00
995809	0004	A		Preschool Special Education	( 197.51)
995809	0005	A		Special Education Transportati	752.83



List of Receipt Items by Date  
MONTHLY REVENUE POSTINGS

Receipt Number	Item Number	Stat	Stat2	Description	Amount
Receipt Date: 12/13/2019					
995809	0006	A		Career Tech Education Funding	182.12
995809	0007	A		Economic Disadvantage Funding	1,498.97
995809	0008	B	EX	Educational Service Center	1,023.79
995809	0009	A		Open enrollment Adj-	14,859.86
995809	0010	B	EX	Open Enrollment Adjustment (	13,741.76)
995809	0011	B	EX	Community School Adjustment (	692.67)
995809	0012	B	EX	Scholarship Transfer (	1,171.01)
995809	0013	B	EX	Other Adjustment -negative	0.00
995809	0014	B	EX	SF14 Regular Tuition	0.00
995809	0015	B	EX	SF14 Special Education Tuition (	2,463.63)
995809	0016	B	EX	College Credit Plus (	429.32)
995809	0017	B	EX	School Employees Retirement Sy	0.00
995809	0018	B	EX	State Teachers Retirement Sys (	16,252.00)
995809	0019	B	EX	Excess Cost	0.00
995809	0020	A		SF14 Regular Tuition	0.00
995809	0021	A		FY 2018 Final #2 Adjustment	0.00
995809	0022	A		SF6 Excess Costs	0.00
995809	0023	A		SF14 Regular Tuition	0.00
995809	0024	A		Half-Mill Equalization Payment	0.00
995809	0025	B	EX	Community School FTE Review Ad	0.00
995809	0026	A		fy2019 final #2 adjustment	1,425.15
RECEIPT TOTAL:					156,403.65
995810	0001	A		Debit Card expenses cashed	79.72
995810	0002	A		Debit Card expenses cashed	24.38
RECEIPT TOTAL:					104.10
995811	0001	A		HSGBK vs Bethel	214.00
RECEIPT TOTAL:					214.00
995812	0001	A		92 Senior Citizens Lunches	368.00
995812	0002	A		Pizza Bill for Spirit Fridays	91.20
RECEIPT TOTAL:					459.20
995813	0001	A		Student Breakfast	31.85
995813	0002	A		Adult Breakfast	0.50
995813	0003	A		Student Breakfast	0.00
995813	0004	A		Student Lunch Receipts	303.45
995813	0005	A		Student Milk Receipts	1.00
995813	0006	A		Student Alacarte	154.75
995813	0007	A		Adult Alacarte	25.25
995813	0008	A		Received On Account (	173.50)

List of Receipt Items by Date  
MONTHLY REVENUE POSTINGS

Receipt Number	Item Number	Stat	Stat2	Description	Amount
----------------	-------------	------	-------	-------------	--------

Receipt Date: 12/13/2019

RECEIPT TOTAL: 343.30

995814	0001	A		FFA Fruit Sales	156.50
995814	0002	A		FFA Fruit Sales #2504 Sell	69.50
995814	0003	A		FFA Fruit Sales #1571 Harleman	63.50
995814	0004	A		FFA Fruit Sales #4881 Smith	12.00
995814	0005	A		FFA Fruit Sales #1285 McKee	38.00
995814	0006	A		FFA Fruit Sales #2053 Peeples	38.00
995814	0007	A		FFA Fruit Sales #1016 Frantz	10.00
995814	0008	A		FFA Fruit Sales #6516 Harleman	39.50
995814	0009	A		FFA Fruit Sales #5396 Fair	52.50
995814	0010	A		FFA Fruit Sales #5107 Frantz	117.00
995814	0011	A		FFA Fruit Sales #2283 Petty	243.50
995814	0012	A		FFA Fruit Sales #10758 Peeples	100.00

RECEIPT TOTAL: 940.00

995815	0001	A		FFA Fruit Sales	1,168.50
995815	0002	A		FFA Fruit Sales #1345 Lause	33.00
995815	0003	A		FFA Fruit Sales #1109 Christne	22.50
995815	0004	A		FFA Fruit Sales #2543 Hart	12.00
995815	0005	A		FFA Fruit Sales #986 Enis	19.50
995815	0006	A		FFA Fruit Sales #2618 Osborne	26.00
995815	0007	A		FFA Fruit Sales #9441 Rhoades	68.00
995815	0008	A		FFA Fruit Sales #2620 Gade	18.00
995815	0009	A		FFA Fruit Sales #5491 Baker	26.00
995815	0010	A		FFA Fruit Sales #3168 Christia	10.00
995815	0011	A		FFA Fruit Sales #2070 Shell	26.00
995815	0012	A		FFA Fruit Sales #3972 Clark	48.00
995815	0013	A		FFA Fruit Sales #6793 Becksted	50.00
995815	0014	A		FFA Fruit Sales #882 Diehl	18.00
995815	0015	A		FFA Fruit Sales #8601 Becksted	50.50
995815	0016	A		FFA Fruit Sales #3320 Clark	52.00
995815	0017	A		FFA Fruit Sales #1093 Ferguson	25.00
995815	0018	A		FFA Fruit Sales #312 Dunham	24.50
995815	0019	A		FFA Fruit Sales #8529 Kenworth	42.00
995815	0020	A		FFA Fruit Sales #4864 Reck	74.00
995815	0021	A		FFA Fruit Sales #1166 Beireis	128.50
995815	0022	A		FFA Fruit Sales #7884 Shirley	29.50
995815	0023	A		FFA Fruit Sales #562 Weaver	29.00
995815	0024	A		FFA Fruit Sales #1455 Marshall	26.00
995815	0025	A		FFA Fruit Sales #5270 Clearmon	40.00
995815	0026	A		FFA Fruit Sales #545 Newman	70.00
995815	0027	A		FFA Fruit Sales #3252 Reed	88.50
995815	0028	A		FFA Fruit Sales #3480 Moore	45.00
995815	0029	A		FFA Fruit Sales #1168 Beireis	117.00

List of Receipt Items by Date  
MONTHLY REVENUE POSTINGS

Receipt Number	Item Number	Stat	Stat2	Description	Amount
----------------	-------------	------	-------	-------------	--------

Receipt Date: 12/13/2019

995815	0030	A		FFA Fruit Sales #4010 Seman	82.50
995815	0031	A		FFA Fruit Sales #7487 Kissinge	189.00
995815	0032	A		FFA Fruit Sales #2673 Gambill	22.50
995815	0033	A		FFA Fruit Sales #5034 Knight	64.00
995815	0034	A		FFA Fruit Sales #220 Gasset	115.00
995815	0035	A			0.00

RECEIPT TOTAL: 2,860.00

TOTAL FOR DATE: 12/13/2019 161,406.50

Receipt Date: 12/14/2019

995816	0001	A		BBasketball Vars VS Covington	418.00
--------	------	---	--	-------------------------------	--------

RECEIPT TOTAL: 418.00

TOTAL FOR DATE: 12/14/2019 418.00

Receipt Date: 12/16/2019

995817	0001	A		Student Breakfast	17.05
995817	0002	A		Adult Breakfast	0.00
995817	0003	A		Student Breakfast	1.00
995817	0004	A		Student Lunch Receipts	322.35
995817	0005	A		Student Milk Receipts	0.50
995817	0006	A		Student Alacarte	125.75
995817	0007	A		Adult Alacarte	44.50
995817	0008	A		Received On Account	( 21.13)

RECEIPT TOTAL: 490.02

995818	0001	A		FFA Fruit Sales Surber #15379	6.00
--------	------	---	--	-------------------------------	------

RECEIPT TOTAL: 6.00

995819	0001	A		FFA Fruit Sales	661.00
995819	0002	A		FFA Fruit Sales #3402 Ullery	39.50
995819	0003	A		FFA Fruit Sales #2144 Carroll	10.00
995819	0004	A		FFA Fruit Sales #3334 Wentz	40.00
995819	0005	A		FFA Fruit Sales #1441 Miller	34.00
995819	0006	A		FFA Fruit Sales #1731 Carder	12.00
995819	0007	A		FFA Fruit Sales #3062 Miller	182.50

02-JAN-2020 09:15 AM

RECEIPT LIST

PAGE 12

List of Receipt Items by Date  
MONTHLY REVENUE POSTINGS

Receipt Number	Item Number	Stat	Stat2	Description	Amount
----------------	-------------	------	-------	-------------	--------

Receipt Date: 12/16/2019

				RECEIPT TOTAL:	979.00
995820	0001	A		HSGBK vs Russia	252.00
				RECEIPT TOTAL:	252.00
				TOTAL FOR DATE: 12/16/2019	1,727.02

Receipt Date: 12/17/2019

995826	0001	A		BBasketball Varsity VS covingt	998.00
				RECEIPT TOTAL:	998.00
				TOTAL FOR DATE: 12/17/2019	998.00

Receipt Date: 12/18/2019

995821	0001	A		BBball Varsity VS Covingt Shot	50.00
				RECEIPT TOTAL:	50.00
995822	0001	A		FFA Official Dress #1164 Clark	44.50
				RECEIPT TOTAL:	44.50
995823	0001	A		FFA Fruit Sales Cash	154.00
995823	0002	A		FFA Fruit Sales #1248 Gibson	25.50
995823	0003	A		FFA Fruit Sales #937 Roberts	45.50
995823	0004	A		FFA Fruit Sales #9005 Mueller	15.00
995823	0005	A		FFA Fruit Sales #2584 Roberts	41.00
995823	0006	A		FFA Fruit Sales #3431 Haines	31.00
				RECEIPT TOTAL:	312.00
995824	0001	A		FFA Fruit Sales Cash	568.00
995824	0002	A		FFA Fruit Sales #4663 Halley	30.00
995824	0003	A		FFA Fruit Sales #2406 Timmerma	22.00
995824	0004	A		FFA Fruit Sales #3776 Biddlest	42.00
995824	0005	A		FFA Fruit Sales #0263 Swartz	48.00
995824	0006	A		FFA Fruit Sales #505 Schrader	50.00
995824	0007	A		FFA Fruit Sales #2842 Miller	12.00
995824	0008	A		FFA Fruit Sales #4146 Slombe	13.50
995824	0009	A		FFA Fruit Sales #4486 Painter	43.00

List of Receipt Items by Date  
MONTHLY REVENUE POSTINGS

Receipt Number	Item Number	Stat	Stat2	Description	Amount
----------------	-------------	------	-------	-------------	--------

Receipt Date: 12/18/2019

RECEIPT TOTAL:					828.50
995825	0001	A		Student Breakfast	28.45
995825	0002	A		Adult Breakfast	0.50
995825	0003	A		Student Breakfast	0.75
995825	0004	A		Student Lunch Receipts	348.25
995825	0005	A		Student Milk Receipts	0.50
995825	0006	A		Student Alacarte	135.00
995825	0007	A		Adult Alacarte	40.50
995825	0008	A		Received On Account	( 471.35)
RECEIPT TOTAL:					82.60
TOTAL FOR DATE: 12/18/2019					1,317.60

Receipt Date: 12/19/2019

RECEIPT TOTAL:					241.00
995827	0001	A		Student Breakfast	21.45
995827	0002	A		Adult Breakfast	2.00
995827	0003	A		Student Breakfast	1.75
995827	0004	A		Student Lunch Receipts	327.05
995827	0005	A		Student Milk Receipts	0.00
995827	0006	A		Student Alacarte	132.75
995827	0007	A		Adult Alacarte	70.50
995827	0008	A		Received On Account	( 314.50)
RECEIPT TOTAL:					241.00
995828	0001	A		FFA Fruit Sales Cash	157.00
995828	0002	A		FFA Fruit Sales #427 Hemmelgar	40.50
995828	0003	A		FFA Fruit Sales #12271 Angle	41.00
995828	0004	A		FFA Fruit Sales #6528 Gehret	45.50
995828	0005	A		FFA Fruit Sales #5001 Jay	54.50
995828	0006	A		FFA Fruit Sales #2351 Dunlevy	27.50
995828	0007	A		FFA Fruit Sales #3005 Dunlevy	26.00
995828	0008	A		FFA Fruit Sales #9455 Fair	13.00
995828	0009	A		FFA Fruit Sales #4179 Spitler	31.50
995828	0010	A		FFA Fruit Sales #2109 Unthank	49.00
995828	0011	A		FFA Fruit Sales #6938 Schmitz	106.00
995828	0012	A		FFA Fruit Sales #209 Beck	87.50
995828	0013	A		FFA Fruit Sales #2060 Stugill	36.00
995828	0014	A		FFA Fruit Sales #7157 Karnehm	33.00
995828	0015	A		FFA Fruit Sales #8322 P Riley	30.00
995828	0016	A		FFA Fruit Sales #5152 Manuel	20.50
995828	0017	A		FFA Fruit Sales #6813 Vanhoose	18.00

02-JAN-2020 09:15 AM

RECEIPT LIST

PAGE 14

List of Receipt Items by Date  
MONTHLY REVENUE POSTINGS

Receipt Number	Item Number	Stat	Stat2	Description	Amount
Receipt Date: 12/19/2019					
995828	0018	A		FFA Fruit Sales #1745 Estes	54.00
995828	0019	A		FFA Fruit Sales #7739 Bryan	26.00
995828	0020	A		FFA Fruit Sales #5224 Bryan	43.00
995828	0021	A			0.00
RECEIPT TOTAL:					939.50
995829	0001	A		FFA Conference 212-360	40.00
RECEIPT TOTAL:					40.00
995830	0001	A		FFA Fruit Sales Cash	212.50
995830	0002	A		FFA Fruit Sales #2958 Potter	47.00
995830	0003	A		FFA Fruit Sales #6231 Smith	26.00
995830	0004	A		FFA Fruit Sales #1863 Wood	40.00
995830	0005	A		FFA Fruit SAles #3168 Heiss	36.50
RECEIPT TOTAL:					362.00
995831	0001	A		FFA 7th Grade Children's Fundr	106.79
RECEIPT TOTAL:					106.79
995832	0001	A		HSGBK vs Miami East	518.00
RECEIPT TOTAL:					518.00
995833	0001	A		BBball V TV Arcade Drawing	385.00
RECEIPT TOTAL:					385.00
995834	0001	A		Student Breakfast	20.35
995834	0002	A		Adult Breakfast	0.00
995834	0003	A		Student Breakfast	1.50
995834	0004	A		Student Lunch Receipts	354.55
995834	0005	A		Student Milk Receipts	0.50
995834	0006	A		Student Alacarte	137.75
995834	0007	A		Adult Alacarte	12.00
995834	0008	A		Received On Account	( 474.15)
RECEIPT TOTAL:					52.50
TOTAL FOR DATE: 12/19/2019					2,644.79

02-JAN-2020 09:15 AM

RECEIPT LIST

PAGE 15

List of Receipt Items by Date  
MONTHLY REVENUE POSTINGS

Receipt Number	Item Number	Stat	Stat2	Description	Amount
-------------------	----------------	------	-------	-------------	--------

Receipt Date: 12/20/2019

995835	0001	A		November 2019 Groceries/food	2,262.40
--------	------	---	--	------------------------------	----------

RECEIPT TOTAL: 2,262.40

995836	0001	A		FFA Fruit Sales Cash	0.00
995836	0002	A		FFA Fruit Sales #26700 Latino	15.00
995836	0003	A		FFA Fruit Sales #3647 Mason	14.00
995836	0004	A		FFA Fruit Sales #1226 Mead	26.50

RECEIPT TOTAL: 55.50

995837	0001	A		WF Choc-cash 2022	300.00
--------	------	---	--	-------------------	--------

RECEIPT TOTAL: 300.00

995838	0001	A		FFA Fruit Sales #6962 Schmitz	18.00
--------	------	---	--	-------------------------------	-------

RECEIPT TOTAL: 18.00

995839	0001	A		El Princ Donations to Musical	75.00
--------	------	---	--	-------------------------------	-------

RECEIPT TOTAL: 75.00

TOTAL FOR DATE: 12/20/2019 2,710.90

Receipt Date: 12/26/2019

995840	0001	A		Postage for Melissa Kommer	1.50
--------	------	---	--	----------------------------	------

RECEIPT TOTAL: 1.50

995841	0001	A		HS Principal Coke Sales	107.00
--------	------	---	--	-------------------------	--------

RECEIPT TOTAL: 107.00

TOTAL FOR DATE: 12/26/2019 108.50

Receipt Date: 12/30/2019

995842	0001	A		refund of progr cost cox coby	12,265.56
--------	------	---	--	-------------------------------	-----------

RECEIPT TOTAL: 12,265.56

995843	0001	A		Foundation Formula	171,608.83
995843	0002	A		Student Wellness and Success	0.00

List of Receipt Items by Date  
MONTHLY REVENUE POSTINGS

Receipt Number	Item Number	Stat	Stat2	Description	Amount
----------------	-------------	------	-------	-------------	--------

Receipt Date: 12/30/2019

995843	0003	A		Enrollment Growth Supplement	0.00
995843	0004	A		Preschool Special Education	( 209.48)
995843	0005	A		Special Education Transportati	752.83
995843	0006	A		Career Tech Education Funding	182.12
995843	0007	A		Economic Disadvantage Funding	1,498.97
995843	0008	B	EX	Educational Service Center	155.65
995843	0009	A		Open enrollment Adj-	14,834.79
995843	0010	B	EX	Open Enrollment Adjustment	( 13,629.02)
995843	0011	B	EX	Community School Adjustment	( 1,113.76)
995843	0012	B	EX	Scholarship Transfer	( 1,171.01)
995843	0013	B	EX	Other Adjustment -negative	( 1,922.77)
995843	0014	B	EX	SF14 Regular Tuition	0.00
995843	0015	B	EX	SF14 Special Education Tuition	0.00
995843	0016	B	EX	College Credit Plus	( 429.32)
995843	0017	B	EX	School Employees Retirement Sy	0.00
995843	0018	B	EX	State Teachers Retirement Sys	( 16,252.00)
995843	0019	B	EX	Excess Cost	0.00
995843	0020	A		SF14 Regular Tuition	0.00
995843	0021	A		FY 2018 Final #2 Adjustment	0.00
995843	0022	A		SF6 Excess Costs	0.00
995843	0023	A		SF14 Regular Tuition	0.00
995843	0024	A		Half-Mill Equalization Payment	0.00
995843	0025	B	EX	Community School FTE Review Ad	0.00
995843	0026	A		fy2019 final #2 adjustment	0.00

RECEIPT TOTAL: 154,305.83

TOTAL FOR DATE: 12/30/2019 166,571.39

Receipt Date: 12/31/2019

995844	0001	A		Received on Acct-Lunch Payment	2,490.25
995844	0002	A		18-19 Fees	35.00
995844	0003	A		19-20 Fees	105.00
995844	0004	A		AFNR 8 18-19	15.00
995844	0005	A		Art 6 2017-2018	15.00
995844	0006	A		Art 1 2019-2020	0.00
995844	0007	A		Art 6 2019-2020	15.00
995844	0008	A		Art 7 2017-2018	0.00
995844	0009	A		Art 7 2019-2020	0.00
995844	0010	A		Animal/Plant Science 19-20	0.00
995844	0011	A		Biology 19-20	0.00
995844	0012	A		Career Connections 7 17-18	0.00
995844	0013	A		Career Connections 7 19-20	15.00
995844	0014	A		Comp App 17-18	0.00
995844	0015	A		Financial Mgmt Class Fees	0.00



List of Receipt Items by Date  
MONTHLY REVENUE POSTINGS

Receipt Number	Item Number	Stat	Stat2	Description	Amount
----------------	-------------	------	-------	-------------	--------

Receipt Date: 12/31/2019

995844	0016	A		General Fee 17-18	0.00
995844	0017	A		General Fee 18-19	0.00
995844	0018	A		General Fee 19-20	0.00
995844	0019	A		Keyboarding 18-19	10.00
995844	0020	A		Keyboarding 19-20	10.00
995844	0021	A		Lost Library Book	0.00
995844	0022	A		Preengineering 19-20	0.00
995844	0023	A		Physical Science 19-20	30.00

RECEIPT TOTAL: 2,740.25

995845	0001	A		G FND INTEREST NOVEMBER 2019	13,316.39
995845	0002	A		CAFE INTEREST DECEMBER 2019	140.85
995845	0003	A		WADE INTEREST DECEMBER 2019	16.10
995845	0004	A		BEARD INTEREST DECEMBER 2019	67.44
995845	0005	B	EX	CORRECTION TO 12/05 w comp	0.01

RECEIPT TOTAL: 13,540.79

995846	0001	A		Victoria Th-ticket Stemen 1035 (	30.00)
995846	0002	A		Victoria Th-ticket Stemen 1035	30.00

RECEIPT TOTAL: 0.00

995847	0001	A		FFA Fruit Sales Frantz 5108 nv (	26.00)
995847	0002	A		FFA Fruit Sales Frantz 5108 nv	26.00
995847	0003	A		FFA Fruit Sales Fair #9503 dec (	21.00)
995847	0004	A		FFA Fruit Sales Fair #9503 dec	21.00

RECEIPT TOTAL: 0.00

TOTAL FOR DATE: 12/31/2019 16,281.04

TOTAL AMOUNT: 399,110.44

## Status Codes

A = Receipt	B = Refund, with check
B/NC = Refund, No check	B/EX = Reduction of expenditure
C = Appropriation modification	C/WA = Budget modification
D = Expense supplies distribution	D/EC = Error correction
F = Fund-to-fund transfer	V = Void refund

DATE: 01/02/2020  
TIME: 09:17:39

BRADFORD BOARD OF EDUCATION  
SUMMARY CHECK REGISTER - ALL CHECKS

PAGE 1  
(CHECKS)

CHECK	DATE	NUMBER	VENDOR - NAME	AMOUNT	O	STS	C	REC/VD
22687	12/02/19	300040	WARNER, BRIAN	60.00	W	R		12/31/19
22688	12/02/19	300229	MITCHELL, GARRETT	40.00	W	R		12/31/19
22689	12/02/19	300032	WISE, KEVIN	60.00	W	R		12/31/19
22690	12/03/19	5404	CENTERVILLE HIGH SCHOOL	220.00	W	R		12/31/19
22691	12/03/19	6162	WILSON ELECTRONIC DISPLAYS L	13,950.00	W	R		12/31/19
22692	12/03/19	300032	WISE, KEVIN	65.00	W	R		12/31/19
22693	12/03/19	300107	SILER, JON	65.00	W	W		
22694	12/03/19	300230	REIMER, GREGG	65.00	W	R		12/31/19
22695	12/05/19	300033	RAMMEL, ANDY	65.00	W	R		12/31/19
22696	12/05/19	104	APPLE FARM SERVICE	83.00	W	R		12/31/19
22697	12/05/19	5418	SHELL, CHLOE	61.05	W	R		12/31/19
22698	12/05/19	1412	DOROTHY CARDER	590.00	W	R		12/31/19
22699	12/05/19	293	CLUB 7 SPORTS INC	316.00	W	R		12/31/19
22700	12/05/19	6112	CURLY'S CUSTOM MEATS	2,176.00	W	W		
22701	12/05/19	300231	COLLING, DANAAN	40.00	W	R		12/31/19
22702	12/05/19	233	DP&L	4,324.88	W	R		12/31/19
22703	12/05/19	260	EBBERTS FIELD SEEDS, INC.	482.75	W	R		12/31/19
22704	12/05/19	6147	UPDIKE, EUGENE	160.00	W	R		12/31/19
22705	12/05/19	5340	124 TREATY SUPPLY	275.81	W	R		12/31/19
22706	12/05/19	320	HOCKER'S SERVICE	552.60	W	R		12/31/19
22707	12/05/19	5041	AGILE SPORTS TECHNOLOGIES, I	450.00	W	R		12/31/19
22708	12/05/19	300112	VANCE, JOHNNY	65.00	W	R		12/31/19
22709	12/05/19	6015	JOSEPH HURST	196.63	W	R		12/31/19
22710	12/05/19	300232	FRIZZELL, KORRY	65.00	W	R		12/31/19
22711	12/05/19	3714	LOWE'S	63.13	W	R		12/31/19
22712	12/05/19	3973	M & T EXCAVATING	212.50	W	R		12/31/19
22713	12/05/19	3604	McVAY'S DAIRY	144.00	W	R		12/31/19
22714	12/05/19	6091	MYSTERY SCIENCE, INC	999.00	W	R		12/31/19
22715	12/05/19	5423	OHIO STATE UNIVERSITY	90.00	W	R		12/31/19
22716	12/05/19	471	PATTY'S IGA INC.	5.38	W	R		12/31/19
22717	12/05/19	5319	PEARL VALLEY CHEESE, INC	1,025.75	W	R		12/31/19
22718	12/05/19	5251	PERFECTION BAKERIES, INC.	195.98	W	R		12/31/19
22719	12/05/19	54	RAY, WENDY	60.95	W	R		12/31/19
22720	12/05/19	2368	RAYMOND GEDDES CO, INC	44.72	W	R		12/31/19
22721	12/05/19	5173	REA & ASSOCIATES, INC	300.00	W	R		12/31/19
22722	12/05/19	4272	REITER DAIRY OF SPRINGFIELD	909.71	W	R		12/31/19
22723	12/05/19	300226	BULLARD, RICHARD	40.00	W	R		12/31/19
22724	12/05/19	2177	ESTES, RUTHANN	334.00	W	R		12/31/19
22725	12/05/19	5296	SCHAFFER, SHON	40.00	W	R		12/31/19
22726	12/05/19	6110	AMAZON CREDIT LINE/SYNCHRONY	3,126.97	W	R		12/31/19
22727	12/05/19	4599	WOODHULL/FELTZ C/O US BANK	2,150.00	W	R		12/31/19
22728	12/05/19	4119	W.R. HACKETT INC.	441.50	W	R		12/31/19
22729	12/06/19	300233	BURTON, JAMES	65.00	W	R		12/31/19
22730	12/06/19	300232	FRIZZELL, KORRY	65.00	W	R		12/31/19
22731	12/06/19	300142	ROBBINS, LANE	40.00	W	R		12/31/19
22732	12/06/19	300061	FERRELL, RAYMOND	65.00	W	R		12/31/19
22733	12/06/19	300110	BOYER, TODD	40.00	W	R		12/31/19
22734	12/07/19	300236	BARGA, BILL	65.00	W	W		
22735	12/07/19	300235	GLASER, BOB	65.00	W	R		12/31/19
22736	12/07/19	300143	LOEB, BROOKS	65.00	W	R		12/31/19
22737	12/07/19	300154	SNOW, DUSTIN	65.00	W	R		12/31/19
22738	12/07/19	300076	WITTEN, IMARI	40.00	W	R		12/31/19
22739	12/07/19	300112	VANCE, JOHNNY	65.00	W	R		12/31/19
22740	12/07/19	300091	BRIGHTAM, KENNETH	40.00	W	R		12/31/19
22741	12/07/19	300234	DORISE, LUCIUS	80.00	W	W		
22742	12/07/19	300237	ARMSTRONG, PAUL	65.00	W	R		12/31/19

DATE: 01/02/2020  
TIME: 09:17:39

BRADFORD BOARD OF EDUCATION  
SUMMARY CHECK REGISTER - ALL CHECKS

PAGE 2  
(CHECKS)

CHECK	DATE	NUMBER	VENDOR - NAME	AMOUNT	O-STS-C	REC/VD
22743	12/10/19	300238	KRAMER, AMY	60.00	W R	12/31/19
22744	12/10/19	300076	WITTEN, IMARI	60.00	W R	12/31/19
22745	12/12/19	5422	AIRBORN ATHLETICS, INC	389.99	W W	
22746	12/12/19	800400	BRADFORD CAFETERIA	459.20	W R	12/31/19
22747	12/12/19	899000	BRADFORD PETTY CASH	24.38	W R	12/31/19
22748	12/12/19	6115	CRACKER BARREL	79.72	W R	12/31/19
22749	12/12/19	300006	ORDEAN, CHIP	65.00	W R	12/31/19
22750	12/12/19	184	COCA-COLA BOTTLING CO.	311.25	W R	12/31/19
22751	12/12/19	4406	COUNCIL ON RURAL SERVICE PRG	1,225.00	W R	12/31/19
22752	12/12/19	6074	DARKE COUNTY VACUUMS	357.89	W R	12/31/19
22753	12/12/19	4194	EAST OF CHICAGO PIZZA	408.75	W R	12/31/19
22754	12/12/19	1539	HOBART CORPORATION	194.51	W R	12/31/19
22755	12/12/19	4568	HOBY REGISTRATION	225.00	W R	12/31/19
22756	12/12/19	3654	KAISER, ROD	60.00	W R	12/31/19
22757	12/12/19	5421	CALVERT, MARCUS	349.00	W R	12/31/19
22758	12/12/19	1963	MIAMI CO EDUCATIONAL SERVICE	170.00	W R	12/31/19
22759	12/12/19	6164	RANK, NICK	60.00	W R	12/31/19
22760	12/12/19	1743	P&R COMMUNICATIONS SERVICE I	768.00	W R	12/31/19
22761	12/12/19	1265	RUMPKE INC.	623.04	W R	12/31/19
22762	12/12/19	4165	SCHOLASTIC INC.	202.05	W R	12/31/19
22763	12/12/19	5227	SCHULZE, RYAN	484.47	W R	12/31/19
22764	12/12/19	300097	BISTREK, SCOTT	65.00	W R	12/31/19
22765	12/12/19	6165	SIGN CRAFTERS, INC	190.00	W R	12/31/19
22766	12/12/19	5339	MILLER, SKIP	450.18	W R	12/31/19
22767	12/12/19	838	SMITTY'S BICYCLE AND	62.00	W R	12/31/19
22768	12/12/19	2694	STAPLES CREDIT PLAN	45.98	W R	12/31/19
22769	12/12/19	6029	STONER, SUSAN	31.87	W R	12/31/19
22770	12/12/19	300087	QVICK, TERRY	65.00	W R	12/31/19
22771	12/12/19	3643	VECTREN ENERGY DELIVERY	889.82	W R	12/31/19
22772	12/14/19	300240	GALENTINE, CAYDEN	60.00	W R	12/31/19
22773	12/14/19	300239	WOLFE, KEVIN	60.00	W R	12/31/19
22774	12/14/19	300104	PIGG, VERN	120.00	W W	
22775	12/17/19	300243	JOLLEY, BRYCE	65.00	W R	12/31/19
22776	12/17/19	189	C F POEPPLEMAN INC	144.57	W R	12/31/19
22777	12/17/19	300196	BRANSCOMB, CHRIS	65.00	W W	
22778	12/17/19	1645	PAINTER, DIANE	13.78	W R	12/31/19
22779	12/17/19	300144	GALENTINE, ERIC	40.00	W R	12/31/19
22780	12/17/19	300242	KING, GREG	40.00	W W	
22781	12/17/19	300147	WHITAKER, LEE	65.00	W V	12/17/19
22782	12/17/19	6026	MATTHEW TRIPLETT	381.60	W R	12/31/19
22783	12/17/19	5127	SPIRIT MEDICAL TRANSPORT	1,000.00	W R	12/31/19
22784	12/17/19	5012	WILSON MEMORIAL HOSPITAL	50.00	W R	12/31/19
22785	12/17/19	300246	WHEATCRAFT, KEITH	65.00	W R	12/31/19
22786	12/19/19	5242	AMERICAN FIDELITY ADMIN SERV	61.25	W W	
22787	12/19/19	300069	WEAVER, CLAYTON	40.00	W R	12/31/19
22788	12/19/19	231	DARKE COUNTY EDUCATIONAL	39,419.21	W W	
22789	12/19/19	5232	DIRECT ENERGY BUSINESS	1,413.68	W R	12/31/19
22790	12/19/19	300094	SPONSLER, HARRY	40.00	W R	12/31/19
22791	12/19/19	300064	SMITH, KEVIN	65.00	W R	12/31/19
22792	12/19/19	4994	KOORSEN FIRE & SECURITY INC	410.70	W R	12/31/19
22793	12/19/19	453	OHIO DEPARTMENT OF JOB AND	728.00	W R	12/31/19
22794	12/19/19	3404	OHSBCA	180.00	W R	12/31/19
22795	12/19/19	300245	BEASLEY, ROBERT	65.00	W V	12/19/19
22796	12/19/19	300244	MCCRAY, STEVEN	65.00	W R	12/31/19
22797	12/19/19	6110	AMAZON CREDIT LINE/SYNCHRONY	558.48	W R	12/31/19
22798	12/20/19	300123	DAVIS, LAJUANZO	65.00	W W	

DATE: 01/02/2020  
TIME: 09:17:39

BRADFORD BOARD OF EDUCATION  
SUMMARY CHECK REGISTER - ALL CHECKS

PAGE 3  
(CHECKS)

CHECK	DATE	NUMBER - VENDOR - NAME	AMOUNT	O-STS-C	REC/VD
22799	12/20/19	4538 MIAMI CO SHERIFF DEPUTY ASSN	4,290.00	W W	
22800	12/27/19	3970 AMERICAN FIDELITY ASSURANCE	2,168.25	W R	12/31/19
22801	12/27/19	4967 AMERICAN FIDELITY ASSURANCE	1,369.96	W R	12/31/19
22802	12/27/19	189 C F POEPPLEMAN INC	304.57	W W	
22803	12/27/19	300247 BRADS, CHARLES	40.00	W W	
22804	12/27/19	293 CLUB 7 SPORTS INC	17.70	W W	
22805	12/27/19	300251 THOMPSON, JAMES	65.00	W W	
22806	12/27/19	300250 OGBURN, LIONELL	65.00	W W	
22807	12/27/19	300248 SMYER, MATTHEW	40.00	W W	
22808	12/27/19	883 SOUTHWESTERN OH. EPC	61,503.58	W W	
22809	12/27/19	300249 BRADSHAW, TIM	65.00	W R	12/31/19
22810	12/27/19	1779 WAL-MART	89.36	W W	
22811	12/27/19	2302 WAYNE HEALTHCARE	29.00	W W	
22812	12/28/19	300252 MERZ, JIM	60.00	W W	
22813	12/28/19	300032 WISE, KEVIN	60.00	W R	12/31/19
22814	12/28/19	300104 PIGG, VERN	120.00	W R	12/31/19
22815	12/27/19	300253 CHIMENTO III, RICK	65.00	W W	
22816	12/30/19	1369 GREENVILLE NATIONAL BANK	3.73	W W	
22817	12/30/19	71918 ROTH, JOE	500.00	W W	
22818	12/30/19	71919 ROTH, JOE	500.00	W W	
22819	12/30/19	71917 ROTH, JOE	500.00	W W	
211427	12/13/19	900744 FIFTH THIRD OF	2,158.17	M M	
211428	12/13/19	900744 FIFTH THIRD OF	159,507.16	C C	
211429	12/13/19	900885 School Employees Retirement	377.82	M M	
211430	12/13/19	900885 School Employees Retirement	5,074.66	M M	
211431	12/13/19	900847 STATE TEACHERS RETIREMENT	2,064.65	M M	
211432	12/13/19	900847 STATE TEACHERS RETIREMENT	.00	M M	
211433	12/13/19	900744 FIFTH THIRD OF	587.50	C C	
211434	12/13/19	900000 Journal Entry	170.55	M M	
211435	12/27/19	900744 FIFTH THIRD OF	141,433.44	C C	
211436	12/27/19	900744 FIFTH THIRD OF	1,923.80	M M	
211437	12/27/19	900885 School Employees Retirement	377.82	M M	
211438	12/27/19	900885 School Employees Retirement	4,655.53	M M	
211439	12/27/19	900847 STATE TEACHERS RETIREMENT	2,064.65	M M	
211440	12/27/19	900847 STATE TEACHERS RETIREMENT	.00	M M	
902023	12/05/19	902233 Ohio Bureau of Workers Comp	672.74	M M	
902024	12/04/19	900593 VILLAGE OF BRADFORD	297.50	M M	
902025	12/09/19	900593 VILLAGE OF BRADFORD	1,302.50	M M	
902026	12/11/19	900006 GFS MEMO VENDOR	2,874.34	M M	
902027	12/16/19	900006 GFS MEMO VENDOR	3,045.21	M M	
902028	12/18/19	905362 CARDMEMBER SERVICES	500.05	M M	
902029	12/31/19	900000 Journal Entry	.91	M M	
902030	12/17/19	903680 WEX BANK	1,346.17	M M	

DATE: 01/02/2020  
TIME: 09:17:39

BRADFORD BOARD OF EDUCATION  
SUMMARY CHECK REGISTER - ALL CHECKS

PAGE 4  
(CHECKS)

CHECK	DATE	NUMBER - VENDOR - NAME	AMOUNT	O-STS-C REC/VD
VOID	V	2	130.00	
RECONCILED	R	104	50,202.44	
OUTSTANDING	W,C,I,T,B	30	412,147.49	
MEMO	M	19	28,907.07	
REFUND	B	0	.00	
WARRANT	W	133	160,951.83	
PAYROLL	C	3	301,528.10	
TRANSFERS	T	0	.00	
DIST/CORR	D	0	.00	
INVESTMENT	I	0	.00	
*** TOTAL CHECKS WRITTEN ***		155	491,387.00	

MDECA CREATED (FINJOU)

	BEGINNING BALANCE	MTD RECEIPTS	FYTD RECEIPTS	MTD EXPENDITURES	FYTD EXPENDITURES	AVAILABLE BALANCE	TOTAL ENCUMBERED	TOTAL UNENCUMB BALANCE
*****								
** FUND 001 **								
*****								
0000 GENERAL FUND	\$6,766,856.29	410,370.70	3,662,128.53	504,040.09	3,345,484.25	\$7,083,500.57	\$1,098,288.65	\$5,985,211.92
9000 GENERAL	\$5,151.82	.00	.00	.00	.00	\$5,151.82	\$ .00	\$5,151.82
9002 SED BUS PURCHASE SET-ASIDES DARKE CO	\$31,156.92	.00	.00	.00	.00	\$31,156.92	\$ .00	\$31,156.92
9003 MH BUS PURCHASE SET-ASIDES - DARKE CO	\$66,502.99	.00	.00	.00	.00	\$66,502.99	\$ .00	\$66,502.99
9045 GENERAL	\$58,577.16	.00	8,894.54	.00	.00	\$67,471.70	\$ .00	\$67,471.70
9118 STRIVING READERS GRANT GF 18-19	\$5,751.65-	.00	.00	.00	.00	\$5,751.65-	\$ .00	\$5,751.65-
9119 STRIVING READERS GRANT	\$17,419.58-	.00	.00	.00	.00	\$17,419.58-	\$ .00	\$17,419.58-
9120 2020 STRIVING READERS GRANT	\$ .00	.00	.00	.00	.00	\$ .00	\$ .00	\$ .00
9121 TEXTBOOK AND INSTRUCTIONAL MATERIALS SET-ASID	\$80,142.44	.00	.00	.00	1,837.97	\$78,304.47	\$828.18	\$77,476.29
9122 CAPITAL MAINTENANCE SET-ASIDES	\$434,022.97-	.00	.00	1,002.45	51,679.01	\$485,701.98-	\$25.00	\$485,726.98-
9125 Cafeteria Plan Refunds	\$651.98	.00	.00	.00	.00	\$651.98	\$ .00	\$651.98
9139 Miami County Services	\$1,900.00-	.00	.00	.00	.00	\$1,900.00-	\$ .00	\$1,900.00-
9154 MEDICAID REIMBURSEMENT	\$19,225.54	100.80	489.76	.00	.00	\$19,715.30	\$ .00	\$19,715.30
9158 OHIO HIGH SCHOOL ATHLETIC ASSN	\$404.65	.00	.00	.00	.00	\$404.65	\$ .00	\$404.65
9194 GENERAL FUND - STATE BUS PURCHASE ALLOWANCE	\$4,229.48	.00	.00	.00	.00	\$4,229.48	\$ .00	\$4,229.48
9195 GENERAL FUND - PARITY	\$116,690.81	.00	.00	.00	.00	\$116,690.81	\$ .00	\$116,690.81
9201 TUITION REIMBURSEMENT REPAYMENT	\$ .00	.00	750.00	.00	.00	\$750.00	\$ .00	\$750.00
9202 GENERAL	\$ .00	.00	.00	.00	.00	\$ .00	\$ .00	\$ .00
9215 BOOSTER CLUB MONEY FOR FOOD ACTIVITIES	\$90.62	55.77	614.77	55.77	698.54	\$6.85	\$230.01	\$223.16-
9221 TRANSPORTATION USING VAN	\$379.47-	.00	.00	.00	.00	\$379.47-	\$750.00	\$1,129.47-
9222 GENERAL	\$517.41	62.15	66.14	.00	.00	\$583.55	\$ .00	\$583.55
9318 PETTY CASH ACCOUNTS	\$ .00	.00	.00	.00	50.00	\$50.00-	\$ .00	\$50.00-

MDECA CREATED (FINJOU)

	BEGINNING BALANCE	MTD RECEIPTS	FYTD RECEIPTS	MTD EXPENDITURES	FYTD EXPENDITURES	AVAILABLE BALANCE	TOTAL ENCUMBERED	TOTAL UNENCUMB BALANCE
9320 GENERAL	\$30.00	.00	.00	.00	.00	\$30.00	\$ .00	\$30.00
9412 GENERAL STATE SETASIDE	\$113,345.65	.00	.00	.00	.00	\$113,345.65	\$ .00	\$113,345.65
9718 GENERAL	\$62,728.71-	.00	.00	.00	.00	\$62,728.71-	\$ .00	\$62,728.71-
9819 FEDERAL GRANT EXPENDITURES IN GENERAL FUND	\$13,302.77-	.00	.00	29.80	27,183.18	\$40,485.95-	\$ .00	\$40,485.95-
9900 Previous Years Expenditures	\$15,088.66-	.00	.00	.00	.00	\$15,088.66-	\$ .00	\$15,088.66-
9920 EXPENDITURES FOR THE 2019-2020 YEAR	\$ .00	.00	.00	.00	488.06	\$488.06-	\$ .00	\$488.06-
TOT 001:	\$6,712,979.95	410,589.42	3,672,943.74	505,128.11	3,427,421.01	\$6,958,502.68	\$1,100,121.84	\$5,858,380.84

\*\*\*\*\*  
\*\* FUND 002 \*\*  
\*\*\*\*\*

0000 BOND RETIREMENT 4.12 MILLS BOND REG/BLDG 2020	\$127,568.03	.00	38,740.17	.00	103,429.48	\$62,878.72	\$ .00	\$62,878.72
9020 BOND RETIREMENT .58 MILLS BOND SITE 2020	\$21,538.46	.00	5,675.39	.00	14,789.69	\$12,424.16	\$ .00	\$12,424.16
TOT 002:	\$149,106.49	.00	44,415.56	.00	118,219.17	\$75,302.88	\$ .00	\$75,302.88

\*\*\*\*\*  
\*\* FUND 003 \*\*  
\*\*\*\*\*

0000 PERMANENT IMPROVEMENT FUND	\$441,263.90	.00	.00	.00	.00	\$441,263.90	\$ .00	\$441,263.90
TOT 003:	\$441,263.90	.00	.00	.00	.00	\$441,263.90	\$ .00	\$441,263.90

MDECA CREATED (FINJOU)

	BEGINNING BALANCE	MTD RECEIPTS	FYTD RECEIPTS	MTD EXPENDITURES	FYTD EXPENDITURES	AVAILABLE BALANCE	TOTAL ENCUMBERED	TOTAL UNENCUMB BALANCE
*****								
** FUND 006 **								
*****								
0000 LUNCHROOM/FOOD SERVICE								
\$107,909.84	21,242.84	106,111.92	19,944.08	119,950.07	\$94,071.69	\$30,406.11	\$63,665.58	
9318 PETTY CASH ACCOUNTS								
\$.00	.00	.00	.00	80.00	\$80.00-	\$.00	\$80.00-	
TOT 006:	\$107,909.84	21,242.84	106,111.92	19,944.08	120,030.07	\$93,991.69	\$30,406.11	\$63,585.58
=====								

*****								
** FUND 007 **								
*****								
9000 UNCLAIMED FUNDS								
\$489.73	.00	.00	.00	.00	\$489.73	\$.00	\$489.73	
9900 BRADFORD FIRE & RESCUE SCHOLARSHIP								
\$500.00-	.00	1,000.00	.00	.00	\$500.00	\$500.00	\$.00	
9901 CREIGLOW SCHOLARSHIP FUND								
\$.00	.00	.00	.00	.00	\$.00	\$.00	\$.00	
9902 BLESSED DIRECTION INC. SCHOLARSHIP								
\$6,500.00	.00	.00	500.00	2,000.00	\$4,500.00	\$4,000.00	\$500.00	
9903 MAX WEAVER SCHOLARSHIP FUND								
\$500.00	.00	.00	.00	.00	\$500.00	\$.00	\$500.00	
9904 CLASS OF 1957 SCHOLARSHIP FUND								
\$.00	.00	.00	.00	.00	\$.00	\$.00	\$.00	
9905 CHAD NOLAN SCHOLARSHIP/MISC								
\$4,250.00-	.00	4,250.00	.00	1,500.00-	\$1,500.00	\$1,000.00	\$500.00	
9906 COVINGTON EAGLES SCHOLARSHIP FUND								
\$4,274.62	.00	.00	.00	.00	\$4,274.62	\$750.00	\$3,524.62	
9907 PEPSI AND COCA-COLA SCHOLARSHIP FUNDS								
\$2,000.00	.00	.00	500.00	500.00	\$1,500.00	\$.00	\$1,500.00	
9908 RICHARD "DICK" HARMON SCHOLARSHIP FUND								
\$23,000.00	.00	.00	.00	.00	\$23,000.00	\$2,500.00	\$20,500.00	
9909 VERNON LINDEMAN LINEMAN SCHOLARSHIP								
\$1,000.00	.00	.00	.00	.00	\$1,000.00	\$.00	\$1,000.00	
9910 AAA SCHOLARSHIP FUND								
\$.00	.00	.00	.00	.00	\$.00	\$.00	\$.00	
9911 RAY PRUITT SCHOLARSHIP FUND								
\$.00	.00	.00	.00	.00	\$.00	\$.00	\$.00	
9912 HAROLD MARKER SCHOLARSHIP FUND								
\$2,000.00	.00	4,000.00	.00	.00	\$6,000.00	\$2,000.00	\$4,000.00	
9913 COVINGTON SAVINGS & LOAN SCHOLARSHIP								
\$500.00	.00	.00	500.00	500.00	\$.00	\$.00	\$.00	



MDECA CREATED (FINJOU)

	BEGINNING BALANCE	MTD RECEIPTS	FYTD RECEIPTS	MTD EXPENDITURES	FYTD EXPENDITURES	AVAILABLE BALANCE	TOTAL ENCUMBERED	TOTAL UNENCUMBERED BALANCE
9914 Wade Spencer Scholarship Fund	\$ .00	.00	1,500.00	.00	1,500.00	\$ .00	\$ .00	\$ .00
9977 GANGER SCHOLARSHIP DONATION-CLASS OF 1977	\$125.00	.00	.00	.00	.00	\$125.00	\$ .00	\$125.00
9994 BRADFORD EDUCATION ASSN. SCHOLARSHIP FUND	\$ .00	.00	.00	.00	.00	\$ .00	\$ .00	\$ .00
9996 PRODUCTION PAINT FINISHERS GRANT/SPECIAL TRUS	\$9,992.01	.00	.00	.00	1,000.00	\$8,992.01	\$4,000.00	\$4,992.01
TOT 007:	\$45,631.36	.00	10,750.00	1,500.00	4,000.00	\$52,381.36	\$14,750.00	\$37,631.36

\*\*\*\*\*

\*\* FUND 008 \*\*

\*\*\*\*\*

0000 WADE KINDERGARTEN	\$10,350.24	16.10	110.52	.00	.00	\$10,460.76	\$ .00	\$10,460.76
9202 BEARD ENDOWMENT	\$44,350.56	67.44	462.17	.00	1,000.00	\$43,812.73	\$1,000.00	\$42,812.73
TOT 008:	\$54,700.80	83.54	572.69	.00	1,000.00	\$54,273.49	\$1,000.00	\$53,273.49

\*\*\*\*\*

\*\* FUND 009 \*\*

\*\*\*\*\*

9118 ART ACCOUNTS ESTES	\$ .00	50.00	1,010.00	.00	.00	\$1,010.00	\$ .00	\$1,010.00
9130 BUSINESS ACCOUNTS MOORE	\$ .00	63.00	468.00	.00	.00	\$468.00	\$ .00	\$468.00
9210 FFA ACCOUNTS BAUMER	\$ .00	30.00	415.00	.00	.00	\$415.00	\$ .00	\$415.00
9238 SCIENCE ACCOUNTS WHITE	\$ .00	52.50	712.50	345.50	345.50	\$367.00	\$99.68	\$267.32

MDECA CREATED (FINJOU)

	BEGINNING BALANCE	MTD RECEIPTS	FYTD RECEIPTS	MTD EXPENDITURES	FYTD EXPENDITURES	AVAILABLE BALANCE	TOTAL ENCUMBERED	TOTAL UNENCUMB BALANCE
TOT 009: =====	\$ .00	195.50	2,605.50	345.50	345.50	\$2,260.00	\$99.68	\$2,160.32
*****								
** FUND 010 **								
*****								
0000 CLASSROOM FACILITIES	\$ .00	.00	.00	.00	.00	\$ .00	\$ .00	\$ .00
TOT 010: =====	\$ .00	.00	.00	.00	.00	\$ .00	\$ .00	\$ .00
*****								
** FUND 018 **								
*****								
9110 PRINCIPAL FUND - ELEMENTARY	\$12,366.99	219.00	21,106.95	361.10	14,334.70	\$19,139.24	\$4,448.66	\$14,690.58
9111 ELEMENTARY PRINCIPAL SIGN FUND	\$ .00	.00	.00	.00	.00	\$ .00	\$ .00	\$ .00
9112 ELEMENTARY PRINCIPAL ALL ABOARD	\$ .00	.00	.00	.00	.00	\$ .00	\$ .00	\$ .00
9113 ELEMENTARY PRINCIPAL -BOX TOPS	\$13,662.78	.00	.00	.00	857.75	\$12,805.03	\$1,310.00	\$11,495.03
9130 HIGH SCHOOL PRINCIPAL FUND	\$2,948.93	330.06	910.61	380.05	1,017.33	\$2,842.21	\$565.97	\$2,276.24
9131 HIGH SCHOOL PRINCIPAL (AFTER PROM) FUND	\$250.00	.00	.00	.00	.00	\$250.00	\$ .00	\$250.00
9222 HIGH SCHOOL PRINCIPAL FUND LIBRARY	\$2,188.00	.00	.00	.00	.00	\$2,188.00	\$ .00	\$2,188.00
TOT 018: =====	\$31,416.70	549.06	22,017.56	741.15	16,209.78	\$37,224.48	\$6,324.63	\$30,899.85

MDECA CREATED (FINJOU)

	BEGINNING BALANCE	MTD RECEIPTS	FYTD RECEIPTS	MTD EXPENDITURES	FYTD EXPENDITURES	AVAILABLE BALANCE	TOTAL ENCUMBERED	TOTAL UNENCUMB BALANCE
*****								
** FUND 019 **								
*****								
0000 OTHER GRANT								
\$ .00	.00	.00	.00	.00	.00	\$ .00	\$ .00	\$ .00
9001 SHOPA KIDS IN NEED FOUNDATION GRANT	\$ .00	.00	.00	.00	.00	\$ .00	\$ .00	\$ .00
9002 MIAMI COUNTY FOUNDATION -HS MUSIC DEPARTMENT	\$ .00	.00	.00	.00	.00	\$ .00	\$ .00	\$ .00
9003 MIAMI COUNTY FOUNDATION-FEELING GOOD MILE HIG	\$ .00	.00	.00	.00	.00	\$ .00	\$ .00	\$ .00
9004 RADIO & TEL NEWS DIRECTORS FOUND MEDIA TECH	\$114.06	.00	.00	.00	.00	\$114.06	\$ .00	\$114.06
9005 ECO GARDEN GRANT MIAMI COUNTY PARK DISTRICT	\$500.00	.00	.00	.00	.00	\$500.00	\$ .00	\$500.00
9006 ECO GARDEN GRANT - TROY FOUNDATION	\$ .00	.00	.00	.00	.00	\$ .00	\$ .00	\$ .00
9007 REED - VALEDICTORIAN/HEMORIAL	\$309.58	.00	.00	.00	.00	\$309.58	\$ .00	\$309.58
9008 MIAMI COUNTY FOUNDATION ECO GARDEN GRANT	\$ .00	.00	.00	.00	.00	\$ .00	\$ .00	\$ .00
9009 ELEMENTARY ART - TROY FOUNDATION	\$12.91	.00	.00	.00	.00	\$12.91	\$ .00	\$12.91
9011 MIAMI COUNTY FOUNDATION ALL ABOARD PROGRAM	\$102.22	.00	.00	.00	.00	\$102.22	\$ .00	\$102.22
9012 MAC GRANT	\$1,093.18	.00	.00	.00	.00	\$1,093.18	\$ .00	\$1,093.18
9013 ALL-ABOARD- OTHER GRANT	\$ .00	.00	.00	.00	.00	\$ .00	\$ .00	\$ .00
9014 TROY FOUNDATION SUMMER ART CAMP	\$ .00	.00	.00	.00	.00	\$ .00	\$ .00	\$ .00
9015 MIAMI COUNTY FOUNDATION ELEMENTARY GRANT	\$ .00	.00	.00	.00	.00	\$ .00	\$ .00	\$ .00
9016 PTO-ELEMENTARY TECHNOLOGY GRANT	\$ .00	.00	.00	.00	.00	\$ .00	\$ .00	\$ .00
9017 EAGLES-COVINGTON DONATION	\$5,927.64	.00	.00	.00	.00	\$5,927.64	\$ .00	\$5,927.64
9018 MIAMI COUNTY FOUNDATION-ART DISCOVERY CAMP	\$512.62	.00	.00	.00	.00	\$512.62	\$ .00	\$512.62
9019 COVINGTON EAGLES DONATION	\$7,000.00	.00	.00	.00	.00	\$7,000.00	\$ .00	\$7,000.00
9020 MIAMI COUNTY FOUNDATION MEDIA CENTER GRANT	\$ .00	.00	.00	.00	.00	\$ .00	\$ .00	\$ .00
9021 TROY FOUNDATION FIELD TRIP GRANT	\$ .00	.00	.00	.00	.00	\$ .00	\$ .00	\$ .00
9022 MISCELLANEOUS FIELD TRIP GRANTS	\$758.76	.00	.00	.00	.00	\$758.76	\$ .00	\$758.76

MDECA CREATED (FINJOU)

	BEGINNING BALANCE	MTD RECEIPTS	FYTD RECEIPTS	MTD EXPENDITURES	FYTD EXPENDITURES	AVAILABLE BALANCE	TOTAL ENCUMBERED	TOTAL UNENCUMB BALANCE
9023 VIVIAN RUSSELL KINDERGARTEN FUND	\$57.87	.00	.00	.00	.00	\$57.87	\$ .00	\$57.87
9024 ANNA BIER ART GRANT	\$193.99	.00	400.00	.00	.00	\$593.99	\$ .00	\$593.99
9025 COMMUNITY BLOOD CENTER GRANT	\$ .00	.00	.00	.00	.00	\$ .00	\$ .00	\$ .00
9026 BELIEVE IN OHIO GRANT	\$ .00	.00	.00	.00	.00	\$ .00	\$ .00	\$ .00
9027 TRI-COUNTY BOARD OF REC AND MENTAL HEALTH GRA	\$ .00	.00	.00	.00	.00	\$ .00	\$ .00	\$ .00
9131 MIAMI COUNTY FOUNDATION SEMI-ANNUAL GRANT	\$2,951.23	.00	.00	.00	1,178.00	\$1,773.23	\$ .00	\$1,773.23
9132 OTHER GRANT RENAISSANCE	\$ .00	.00	.00	.00	.00	\$ .00	\$ .00	\$ .00
9139 Miami County Foundation 2019-2020 Grants	\$ .00	.00	6,000.00	.00	.00	\$6,000.00	\$ .00	\$6,000.00
9181 MIAMI COUNTY PARKS - GIZMOS GRANT	\$10.00	.00	.00	.00	.00	\$10.00	\$ .00	\$10.00
9182 Miami County Parks-7th Growth Mindsets	\$ .00	.00	.00	.00	.00	\$ .00	\$ .00	\$ .00
9191 MIAMI CO FOUNDATION-PHONES/RADIOS	\$ .00	.00	.00	.00	.00	\$ .00	\$ .00	\$ .00
9192 MIAMI CO FOUNDATION-FRENCH HORNS	\$ .00	.00	.00	.00	.00	\$ .00	\$ .00	\$ .00
9193 MIAMI CO FOUNDATION-CAMERAS	\$ .00	.00	.00	.00	.00	\$ .00	\$ .00	\$ .00
9222 OTHER GRANT LIBRARY	\$10.00	.00	.00	.00	.00	\$10.00	\$ .00	\$10.00
9230 OTHER GRANT	\$150.00	.00	.00	.00	.00	\$150.00	\$ .00	\$150.00
9239 Miami County Grant for IPADS	\$ .00	.00	4,186.00	.00	.00	\$4,186.00	\$4,186.00	\$ .00
9272 Miami County Foundation Grant-Water Fountains	\$5,090.00	.00	.00	.00	5,088.75	\$1.25	\$ .00	\$1.25
9340 Miami County Foundation Grant-3-D Printer	\$ .00	.00	.00	.00	.00	\$ .00	\$ .00	\$ .00
9410 GRANT FROM DARKE COUNTY FOUNDATION	\$1,100.00	.00	2,000.00	.00	1,832.76	\$1,267.24	\$130.00	\$1,137.24
9517 OTHER GRANT	\$6,400.00	.00	.00	.00	.00	\$6,400.00	\$ .00	\$6,400.00
9920 COVINGTON EAGLES DONATION	\$ .00	.00	7,000.00	.00	.00	\$7,000.00	\$ .00	\$7,000.00

MDECA CREATED (FINJOU)

	BEGINNING BALANCE	MTD RECEIPTS	FYTD RECEIPTS	MTD EXPENDITURES	FYTD EXPENDITURES	AVAILABLE BALANCE	TOTAL ENCUMBERED	TOTAL UNENCUMB BALANCE
TOT 019: =====	\$32,294.06	.00	19,586.00	.00	8,099.51	\$43,780.55	\$4,316.00	\$39,464.55

\*\*\*\*\*  
\*\* FUND 020 \*\*  
\*\*\*\*\*

9989 EARLY CHILDHOOD/PRE-SCHOOL	\$ .00	.00	.00	.00	.00	\$ .00	\$ .00	\$ .00
TOT 020: =====	\$ .00	.00	.00	.00	.00	\$ .00	\$ .00	\$ .00

\*\*\*\*\*  
\*\* FUND 022 \*\*  
\*\*\*\*\*

0000 OHSAA TOURNAMENT ACCOUNTS	\$ .00	.00	.00	.00	.00	\$ .00	\$ .00	\$ .00
9617 unclaimed funds for 2016-2017	\$ .00	.00	.00	.00	.00	\$ .00	\$ .00	\$ .00
9718 DISTRICT AGENCY	\$777.85	.00	.00	.00	.00	\$777.85	\$ .00	\$777.85
9819 UNCASHED FUNDS FOR 2018-2019	\$192.99	.00	.00	.00	65.00	\$127.99	\$ .00	\$127.99
TOT 022: =====	\$970.84	.00	.00	.00	65.00	\$905.84	\$ .00	\$905.84

\*\*\*\*\*  
\*\* FUND 034 \*\*  
\*\*\*\*\*

0000 CLASSROOM FACILITY MAINTENANCE	\$483,689.67	.00	8,757.61	.00	155.99	\$492,271.29	\$ .00	\$492,271.29
9045 MAINTENANCE FUND DELINQUENCIES	\$1,065.27	.00	160.93	.00	.00	\$1,226.20	\$ .00	\$1,226.20

MDECA CREATED (FINJOU)

	BEGINNING BALANCE	MTD RECEIPTS	FYTD RECEIPTS	MTD EXPENDITURES	FYTD EXPENDITURES	AVAILABLE BALANCE	TOTAL ENCUMBERED	TOTAL UNENCUMB BALANCE
TOT 034: =====	\$484,734.94	.00	8,918.54	.00	155.99	\$493,497.49	\$ .00	\$493,497.49

\*\*\*\*\*  
\*\* FUND 200 \*\*  
\*\*\*\*\*

9000 MULTIPLE DISABILITIES CLASS								
\$2,785.26	146.00	146.00	135.97	256.37	\$2,674.89	\$184.63	\$2,490.26	
9003 CLASS OF 2003	\$ .00	.00	.00	.00	.00	\$ .00	\$ .00	\$ .00
9004 CLASS OF 2004	\$ .00	.00	.00	.00	.00	\$ .00	\$ .00	\$ .00
9005 CLASS OF 2005	\$ .00	.00	.00	.00	.00	\$ .00	\$ .00	\$ .00
9006 CLASS OF 2006	\$ .00	.00	.00	.00	.00	\$ .00	\$ .00	\$ .00
9007 CLASS OF 2007	\$ .00	.00	.00	.00	.00	\$ .00	\$ .00	\$ .00
9008 CLASS OF 2008	\$ .00	.00	.00	.00	.00	\$ .00	\$ .00	\$ .00
9009 CLASS OF 2009	\$ .00	.00	.00	.00	.00	\$ .00	\$ .00	\$ .00
9010 CLASS OF 2010	\$ .00	.00	.00	.00	.00	\$ .00	\$ .00	\$ .00
9011 CLASS OF 2011	\$ .00	.00	.00	.00	.00	\$ .00	\$ .00	\$ .00
9012 CLASS OF 2012	\$ .00	.00	.00	.00	.00	\$ .00	\$ .00	\$ .00
9013 CLASS OF 2013	\$ .00	.00	.00	.00	.00	\$ .00	\$ .00	\$ .00
9014 CLASS OF 2014	\$ .00	.00	.00	.00	.00	\$ .00	\$ .00	\$ .00
9015 CLASS OF 2015	\$ .00	.00	.00	.00	.00	\$ .00	\$ .00	\$ .00
9016 CLASS OF 2016	\$ .00	.00	.00	.00	.00	\$ .00	\$ .00	\$ .00
9017 CLASS OF 2017	\$ .00	.00	.00	.00	.00	\$ .00	\$ .00	\$ .00
9018 CLASS OF 2018	\$ .00	.00	.00	.00	.00	\$ .00	\$ .00	\$ .00
9019 CLASS OF 2019	\$ .00	.00	.00	.00	.00	\$ .00	\$ .00	\$ .00

MDECA CREATED (FINJOU)

	BEGINNING BALANCE	MTD RECEIPTS	FYTD RECEIPTS	MTD EXPENDITURES	FYTD EXPENDITURES	AVAILABLE BALANCE	TOTAL ENCUMBERED	TOTAL UNENCUMB BALANCE
9020 CLASS OF 2020	\$1,349.06	.00	1,280.00	.00	1,274.87	\$1,354.19	\$161.11	\$1,193.08
9021 CLASS OF 2021	\$2,318.72	.00	3,779.00	.00	2,674.00	\$3,423.72	\$ .00	\$3,423.72
9022 CLASS OF 2022	\$1,766.51	600.00	3,299.35	.00	1,938.98	\$3,126.88	\$ .00	\$3,126.88
9023 CLASS OF 2023	\$ .00	.00	1,480.00	.00	.00	\$1,480.00	\$2,500.00	\$1,020.00-
9117 HIGH SCHOOL ENVIRONMENTAL CLUB	\$ .00	.00	.00	.00	.00	\$ .00	\$ .00	\$ .00
9119 POWER OF THE PEN	\$280.00	.00	.00	.00	.00	\$280.00	\$ .00	\$280.00
9128 SPANISH CLUB	\$209.25	.00	.00	.00	74.94	\$134.31	\$ .00	\$134.31
9130 MUSE MACHINE	\$1,103.24	.00	.00	.00	.00	\$1,103.24	\$ .00	\$1,103.24
9131 DRAMA CLUB	\$6,099.49	.00	.00	.00	.00	\$6,099.49	\$ .00	\$6,099.49
9132 RENAISSANCE	\$ .00	.00	.00	.00	.00	\$ .00	\$ .00	\$ .00
9133 GLEE CLUB	\$368.65	.00	.00	.00	.00	\$368.65	\$ .00	\$368.65
9320 HIGH SCHOOL FAMILY & CONSUMER SCIENCE	\$ .00	.00	.00	.00	.00	\$ .00	\$ .00	\$ .00
9330 FUTURE FARMERS OF AMERICA	\$5,394.65	11,936.79	18,306.68	3,414.87	9,719.34	\$13,980.89	\$6,807.04	\$7,173.85
9400 HIGH SCHOOL MUSIC DEPARTMENT	\$628.63	500.00	500.00	.00	.00	\$1,128.63	\$ .00	\$1,128.63
9500 JUNIOR HIGH CHEERLEADERS	\$ .00	.00	.00	.00	.00	\$ .00	\$ .00	\$ .00
9501 POWER LIFTING CLUB	\$ .00	.00	.00	.00	.00	\$ .00	\$ .00	\$ .00
9553 HIGH SCHOOL CHEERLEADERS	\$ .00	.00	.00	.00	.00	\$ .00	\$ .00	\$ .00
9610 ELEMENTARY STUDENT COUNCIL	\$513.56	.00	.00	.00	.00	\$513.56	\$ .00	\$513.56
9630 HIGH SCHOOL STUDENT COUNCIL	\$1,637.89	.00	7,771.75	190.00	7,008.83	\$2,400.81	\$ .00	\$2,400.81
9680 YEARBOOK	\$6,573.92	.00	3,478.00	41.58	2,943.28	\$7,108.64	\$3,318.00	\$3,790.64
9690 SCHOOL NEWSPAPER	\$ .00	.00	.00	.00	.00	\$ .00	\$ .00	\$ .00
9710 NATIONAL HONOR SOCIETY	\$252.77-	116.50	116.50	.00	.00	\$136.27-	\$140.40	\$276.67-

MDECA CREATED (FINJOU)

	BEGINNING BALANCE	MTD RECEIPTS	FYTD RECEIPTS	MTD EXPENDITURES	FYTD EXPENDITURES	AVAILABLE BALANCE	TOTAL ENCUMBERED	TOTAL UNENCUMB BALANCE
TOT 200: =====	\$30,775.96	13,299.29	40,156.28	3,782.42	25,890.61	\$45,041.63	\$13,111.18	\$31,930.45

\*\*\*\*\*  
\*\* FUND 300 \*\*  
\*\*\*\*\*

9001 HIGH SCHOOL ART								
\$721.58	.00	.00	.00	.00	\$721.58	\$0.00	\$721.58	
9002 WASHINGTON DC TRIP - 8TH GRADE								
\$28,862.99	.00	9,882.65	.00	19,310.00	\$19,435.64	\$8,415.00	\$11,020.64	
9004 MEDIA-TECH CLASS								
\$5.57	.00	.00	.00	.00	\$5.57	\$0.00	\$5.57	
9185 Benefit for Ruth Estes								
\$.00	.00	1,369.70	.00	.00	\$1,369.70	\$0.00	\$1,369.70	
9190 ROADER BALLOONS								
\$.00	.00	.00	.00	.00	\$0.00	\$0.00	\$0.00	
9500 ATHLETIC DIRECTOR								
\$22,533.07	6,825.00	49,670.66	5,244.34	42,723.75	\$29,479.98	\$15,880.38	\$13,599.60	
9501 ATHLETIC DIRECTOR FSM								
\$750.00	.00	.00	.00	.00	\$750.00	\$0.00	\$750.00	
9511 BASEBALL								
\$.00	.00	.00	.00	.00	\$0.00	\$0.00	\$0.00	
9512 BOYS BASKETBALL								
\$.00	.00	.00	.00	.00	\$0.00	\$0.00	\$0.00	
9532 GIRLS BASKETBALL								
\$.00	.00	.00	.00	.00	\$0.00	\$0.00	\$0.00	
9534 SOFTBALL								
\$.00	.00	.00	.00	.00	\$0.00	\$0.00	\$0.00	
9553 Athletics-cheerleading Fund Raising								
\$.00	87.00	87.00	.00	.00	\$87.00	\$0.00	\$87.00	
TOT 300: =====	\$52,873.21	6,912.00	61,010.01	5,244.34	62,033.75	\$51,849.47	\$24,295.38	\$27,554.09

\*\*\*\*\*  
\*\* FUND 416 \*\*  
\*\*\*\*\*

9205 STUDENT INTERVENTION 9-10 GRADE PROF DEVELOP								
\$.00	.00	.00	.00	.00	\$0.00	\$0.00	\$0.00	



MDECA CREATED (FINJOU)

	BEGINNING BALANCE	MTD RECEIPTS	FYTD RECEIPTS	MTD EXPENDITURES	FYTD EXPENDITURES	AVAILABLE BALANCE	TOTAL ENCUMBERED	TOTAL UNENCUMB BALANCE
9906 STUDENT INTERVENION GRADE 9-10 PROF DEVELOP	\$ .00	.00	.00	.00	.00	\$ .00	\$ .00	\$ .00
TOT 416:	\$ .00	.00	.00	.00	.00	\$ .00	\$ .00	\$ .00

\*\*\*\*\*  
\*\* FUND 432 \*\*  
\*\*\*\*\*  
9006 EMIS FY 2006

9204 MANAGE. INFO. SYS. FUND	\$ .00	.00	.00	.00	.00	\$ .00	\$ .00	\$ .00
9205 MANGED INFO SYSTEM STATE FY 2005	\$ .00	.00	.00	.00	.00	\$ .00	\$ .00	\$ .00
9206 MANAGE. INFO. SYS. FUND	\$ .00	.00	.00	.00	.00	\$ .00	\$ .00	\$ .00
9207 MANAGEMENT INFO SYSTEMS FY2007	\$ .00	.00	.00	.00	.00	\$ .00	\$ .00	\$ .00
9208 EMIS FY2008	\$ .00	.00	.00	.00	.00	\$ .00	\$ .00	\$ .00
9209 EMIS FY2009	\$ .00	.00	.00	.00	.00	\$ .00	\$ .00	\$ .00
9210 EMIS FY2010	\$ .00	.00	.00	.00	.00	\$ .00	\$ .00	\$ .00
9211 EMIS FY2011	\$ .00	.00	.00	.00	.00	\$ .00	\$ .00	\$ .00
9212 EMIS FY2012	\$ .00	.00	.00	.00	.00	\$ .00	\$ .00	\$ .00
TOT 432:	\$ .00	.00	.00	.00	.00	\$ .00	\$ .00	\$ .00

\*\*\*\*\*  
\*\* FUND 450 \*\*  
\*\*\*\*\*

9204 SCHOOLNET PLUS GRADE 7 FY 2004	\$ .00	.00	.00	.00	.00	\$ .00	\$ .00	\$ .00
9206 SCHOOLNET PLUS FY 2006 ROUND #8	\$ .00	.00	.00	.00	.00	\$ .00	\$ .00	\$ .00

MDECA CREATED (FINJOU)

	BEGINNING BALANCE	MTD RECEIPTS	FYTD RECEIPTS	MTD EXPENDITURES	FYTD EXPENDITURES	AVAILABLE BALANCE	TOTAL ENCUMBERED	TOTAL UNENCUMB BALANCE
9207 SCHOOLNET PLUS FY2007	\$ .00	.00	.00	.00	.00	\$ .00	\$ .00	\$ .00
9905 SCHOOLNET PLUS ROUND 5	\$ .00	.00	.00	.00	.00	\$ .00	\$ .00	\$ .00
TOT 450:	\$ .00	.00	.00	.00	.00	\$ .00	\$ .00	\$ .00

\*\*\*\*\*  
\*\* FUND 451 \*\*  
\*\*\*\*\*

9204 ONEnet FY 2004	\$ .00	.00	.00	.00	.00	\$ .00	\$ .00	\$ .00
9205 DATA COMM ONEnet FY 2005	\$ .00	.00	.00	.00	.00	\$ .00	\$ .00	\$ .00
9206 DATA COMM	\$ .00	.00	.00	.00	.00	\$ .00	\$ .00	\$ .00
9207 DATA COMM FY2007	\$ .00	.00	.00	.00	.00	\$ .00	\$ .00	\$ .00
9208 DATA COMM FY2008	\$ .00	.00	.00	.00	.00	\$ .00	\$ .00	\$ .00
9209 DATA COMM FY2009	\$ .00	.00	.00	.00	.00	\$ .00	\$ .00	\$ .00
9210 DATA COMM FY2010	\$ .00	.00	.00	.00	.00	\$ .00	\$ .00	\$ .00
9211 DATA COMM FY2011	\$ .00	.00	.00	.00	.00	\$ .00	\$ .00	\$ .00
9212 DATA COMM FY2012	\$ .00	.00	.00	.00	.00	\$ .00	\$ .00	\$ .00
9213 DATA COMM FY2013	\$ .00	.00	.00	.00	.00	\$ .00	\$ .00	\$ .00
9214 DATA COMM FY14	\$ .00	.00	.00	.00	.00	\$ .00	\$ .00	\$ .00
9215 FY15 DATA COMM	\$ .00	.00	.00	.00	.00	\$ .00	\$ .00	\$ .00
9216 FY16 DATA COMMUNICATIONS	\$ .00	.00	.00	.00	.00	\$ .00	\$ .00	\$ .00
9217 FY17 DATA COMMUNICATIONS	\$ .00	.00	.00	.00	.00	\$ .00	\$ .00	\$ .00
9718 FY18 DATA COMMUNICATIONS	\$ .00	.00	.00	.00	.00	\$ .00	\$ .00	\$ .00
9819 FY19 DATA COMMUNICATIONS	\$ .00	.00	.00	.00	.00	\$ .00	\$ .00	\$ .00

MDECA CREATED (FINJOU)

	BEGINNING BALANCE	MTD RECEIPTS	FYTD RECEIPTS	MTD EXPENDITURES	FYTD EXPENDITURES	AVAILABLE BALANCE	TOTAL ENCUMBERED	TOTAL UNENCUMB BALANCE
9920 TELECOMMUNICATIONS 2019-2020	\$ .00	.00	1,800.00	.00	.00	\$1,800.00	\$ .00	\$1,800.00
TOT 451:	\$ .00	.00	1,800.00	.00	.00	\$1,800.00	\$ .00	\$1,800.00

\*\*\*\*\*  
\*\* FUND 452 \*\*  
\*\*\*\*\*

9204 SCHOOLNET PROF DEV FY 2004	\$ .00	.00	.00	.00	.00	\$ .00	\$ .00	\$ .00
9205 SCHOOLNET PROF DEV FY 2005	\$ .00	.00	.00	.00	.00	\$ .00	\$ .00	\$ .00
9206 SCHOOLNET PROF DEV FY 2006	\$ .00	.00	.00	.00	.00	\$ .00	\$ .00	\$ .00
9207 SCHOOLNET PROF DEV FY2007	\$ .00	.00	.00	.00	.00	\$ .00	\$ .00	\$ .00
9208 SCHOOLNET PROF DEV FY2008	\$ .00	.00	.00	.00	.00	\$ .00	\$ .00	\$ .00
9209 SCHOOLNET PROF DEV FY2009	\$ .00	.00	.00	.00	.00	\$ .00	\$ .00	\$ .00
9210 SCHOOLNET PROF DEV FY2010	\$ .00	.00	.00	.00	.00	\$ .00	\$ .00	\$ .00
TOT 452:	\$ .00	.00	.00	.00	.00	\$ .00	\$ .00	\$ .00

\*\*\*\*\*  
\*\* FUND 454 \*\*  
\*\*\*\*\*

9202 TECH EQUITY FY 2002	\$ .00	.00	.00	.00	.00	\$ .00	\$ .00	\$ .00
9203 TECH EQUITY FY03	\$ .00	.00	.00	.00	.00	\$ .00	\$ .00	\$ .00

MDECA CREATED (FINJOU)

	BEGINNING BALANCE	MTD RECEIPTS	FYTD RECEIPTS	MTD EXPENDITURES	FYTD EXPENDITURES	AVAILABLE BALANCE	TOTAL ENCUMBERED	TOTAL UNENCUMB BALANCE
TOT 454: =====	\$ .00	.00	.00	.00	.00	\$ .00	\$ .00	\$ .00
*****								
** FUND 458 **								
*****								
9203 IVDL FY 2003 TOBACCO SETTLEMENT								
	\$ .00	.00	.00	.00	.00	\$ .00	\$ .00	\$ .00
TOT 458: =====	\$ .00	.00	.00	.00	.00	\$ .00	\$ .00	\$ .00

*****								
** FUND 459 **								
*****								
9003 OHIO READS FY 2003 VOLUNTEER	\$ .00	.00	.00	.00	.00	\$ .00	\$ .00	\$ .00
9004 OHIO READS FY 2004 VOLUNTEER	\$ .00	.00	.00	.00	.00	\$ .00	\$ .00	\$ .00
9005 OHIO READS FY2005 VOLUNTEER	\$ .00	.00	.00	.00	.00	\$ .00	\$ .00	\$ .00
9006 OHIO READS FY 2006 VOLUNTEER	\$ .00	.00	.00	.00	.00	\$ .00	\$ .00	\$ .00
9007 OHIO READS FY2007 VOLUNTEER GRANT	\$ .00	.00	.00	.00	.00	\$ .00	\$ .00	\$ .00
9200 OHIO READS FY 2002 VOLUNTEER	\$ .00	.00	.00	.00	.00	\$ .00	\$ .00	\$ .00
9201 OHIO READS FY 2001 VOLUNTEER	\$ .00	.00	.00	.00	.00	\$ .00	\$ .00	\$ .00
9202 OHIO READS FY 2002	\$ .00	.00	.00	.00	.00	\$ .00	\$ .00	\$ .00
9203 OHIO READS FY 2003 #15044	\$ .00	.00	.00	.00	.00	\$ .00	\$ .00	\$ .00
9204 OHIO READS CONTINUATION GRANT FY 2004 00336B	\$ .00	.00	.00	.00	.00	\$ .00	\$ .00	\$ .00
9205 OhioReads FY 2005	\$ .00	.00	.00	.00	.00	\$ .00	\$ .00	\$ .00
9206 OHIO READS FY 2006	\$ .00	.00	.00	.00	.00	\$ .00	\$ .00	\$ .00

MDECA CREATED (FINJOU)

	BEGINNING BALANCE	MTD RECEIPTS	FYTD RECEIPTS	MTD EXPENDITURES	FYTD EXPENDITURES	AVAILABLE BALANCE	TOTAL ENCUMBERED	TOTAL UNENCUMB BALANCE
9207 OHIO READS GRANT FY2007	\$ .00	.00	.00	.00	.00	\$ .00	\$ .00	\$ .00
9902 OHIO READS SUMMER 2002	\$ .00	.00	.00	.00	.00	\$ .00	\$ .00	\$ .00
9903 OHIO READS NEW SUMMER COMMUNITY #95173	\$ .00	.00	.00	.00	.00	\$ .00	\$ .00	\$ .00
TOT 459:	\$ .00	.00	.00	.00	.00	\$ .00	\$ .00	\$ .00

\*\*\*\*\*  
\*\* FUND 460 \*\*  
\*\*\*\*\*

9204 STUDENT INTERVENTION GRADES 9-10 FY 05	\$ .00	.00	.00	.00	.00	\$ .00	\$ .00	\$ .00
9205 STUDENT INTERVENTION GRADES 1-4 FY 2005	\$ .00	.00	.00	.00	.00	\$ .00	\$ .00	\$ .00
TOT 460:	\$ .00	.00	.00	.00	.00	\$ .00	\$ .00	\$ .00

\*\*\*\*\*  
\*\* FUND 467 \*\*  
\*\*\*\*\*

9920 Student Wellness and Success	\$ .00	.00	69,271.80	.00	.00	\$69,271.80	\$ .00	\$69,271.80
TOT 467:	\$ .00	.00	69,271.80	.00	.00	\$69,271.80	\$ .00	\$69,271.80

\*\*\*\*\*  
\*\* FUND 499 \*\*  
\*\*\*\*\*

9191 School Safety Grant	\$2,570.75	.00	.00	.00	2,570.75	\$ .00	\$ .00	\$ .00
--------------------------	------------	-----	-----	-----	----------	--------	--------	--------

MDECA CREATED (FINJOU)

	BEGINNING BALANCE	MTD RECEIPTS	FYTD RECEIPTS	MTD EXPENDITURES	FYTD EXPENDITURES	AVAILABLE BALANCE	TOTAL ENCUMBERED	TOTAL UNENCUMB BALANCE
9207 FY2007 GIFTED SUPPLEMENTAL FUNDS								
	\$ .00	.00	.00	.00	.00	\$ .00	\$ .00	\$ .00
9208 GIFTED SUPPLEMENTAL FUNDS FY2008								
	\$ .00	.00	.00	.00	.00	\$ .00	\$ .00	\$ .00
9209 GIFTED SUPPLEMENTAL FUNDS FY2009								
	\$ .00	.00	.00	.00	.00	\$ .00	\$ .00	\$ .00
9210 SAFE ROUTES TO SCHOOL GRANT FY2010								
	\$ .00	.00	.00	.00	.00	\$ .00	\$ .00	\$ .00
9211 MISC. STATE GRANT SCHOOL IMPR INCENT AWARD								
	\$ .00	.00	.00	.00	.00	\$ .00	\$ .00	\$ .00
9214 OSFC SAFETY AND SECURITY GRANT								
	\$ .00	.00	.00	.00	.00	\$ .00	\$ .00	\$ .00
9710 MISC. STATE GRANT								
	\$ .00	.00	.00	.00	.00	\$ .00	\$ .00	\$ .00
9819 Ohio Climate Grant								
	\$292.40	.00	4,792.40	.00	292.40	\$4,792.40	\$ .00	\$4,792.40
9907 OHIO CORE IMPLEMENTATION GRANT								
	\$ .00	.00	.00	.00	.00	\$ .00	\$ .00	\$ .00
9909 ADVANCED ENERGY GRANT - OHIO DEPT OF DEVELOPM								
	\$ .00	.00	.00	.00	.00	\$ .00	\$ .00	\$ .00
TOT 499:	\$2,863.15	.00	4,792.40	.00	2,863.15	\$4,792.40	\$ .00	\$4,792.40
=====								

\*\*\*\*\*  
\*\* FUND 504 \*\*  
\*\*\*\*\*

0000 ED JOBS FUND	\$ .00	.00	.00	.00	.00	\$ .00	\$ .00	\$ .00
TOT 504:	\$ .00	.00	.00	.00	.00	\$ .00	\$ .00	\$ .00
=====								

\*\*\*\*\*  
\*\* FUND 506 \*\*  
\*\*\*\*\*

0000 RACE TO THE TOP FEDERAL FUNDS	\$ .00	.00	.00	.00	.00	\$ .00	\$ .00	\$ .00
------------------------------------	--------	-----	-----	-----	-----	--------	--------	--------

NDECA CREATED (FINJOU)

	BEGINNING BALANCE	MTD RECEIPTS	FYTD RECEIPTS	MTD EXPENDITURES	FYTD EXPENDITURES	AVAILABLE BALANCE	TOTAL ENCUMBERED	TOTAL UNENCUMB BALANCE
TOT 506: =====	\$ .00	.00	.00	.00	.00	\$ .00	\$ .00	\$ .00
*****								
** FUND 516 **								
*****								
0000 IDEA PART B	\$ .00	.00	.00	.00	.00	\$ .00	\$ .00	\$ .00
9017 IDEA PART B	\$ .00	.00	.00	.00	.00	\$ .00	\$ .00	\$ .00
9018 IDEA PART B	\$ .00	.00	.00	.00	.00	\$ .00	\$ .00	\$ .00
9206 IDEA PART B FY 2006	\$ .00	.00	.00	.00	.00	\$ .00	\$ .00	\$ .00
9207 IDEA PART B FY2007 (FLOW-THRU)	\$ .00	.00	.00	.00	.00	\$ .00	\$ .00	\$ .00
9208 IDEA B SPECIAL ED FY2008 FLOW THRU	\$ .00	.00	.00	.00	.00	\$ .00	\$ .00	\$ .00
9209 IDEA B SPECIAL ED FY2009 FLOWTHRU	\$ .00	.00	.00	.00	.00	\$ .00	\$ .00	\$ .00
9210 IDEA B SPECIAL ED FY2010	\$ .00	.00	.00	.00	.00	\$ .00	\$ .00	\$ .00
9211 IDEA B SPECIAL ED FY2011	\$ .00	.00	.00	.00	.00	\$ .00	\$ .00	\$ .00
9212 IDEA B SPECIAL ED FY2012	\$ .00	.00	.00	.00	.00	\$ .00	\$ .00	\$ .00
9213 IDEA B SPECIAL ED FY2013	\$ .00	.00	.00	.00	.00	\$ .00	\$ .00	\$ .00
9214 IDEA B SPECIAL ED FY2014	\$ .00	.00	.00	.00	.00	\$ .00	\$ .00	\$ .00
9215 IDEA B SPECIAL ED FY2015	\$ .00	.00	.00	.00	.00	\$ .00	\$ .00	\$ .00
9216 IDEA B SPECIAL ED FY2016	\$ .00	.00	.00	.00	.00	\$ .00	\$ .00	\$ .00
9217 IDEA B SPECIAL ED FY2017	\$ .00	.00	.00	.00	.00	\$ .00	\$ .00	\$ .00
932N SPECIAL ED - ARRA STIMULUS	\$ .00	.00	.00	.00	.00	\$ .00	\$ .00	\$ .00
932O SPECIAL ED - ARRA STIMULUS	\$ .00	.00	.00	.00	.00	\$ .00	\$ .00	\$ .00
9718 IDEA PART B	\$ .00	.00	.00	.00	.00	\$ .00	\$ .00	\$ .00

MDECA CREATED (FINJOU)

	BEGINNING BALANCE	MTD RECEIPTS	FYTD RECEIPTS	MTD EXPENDITURES	FYTD EXPENDITURES	AVAILABLE BALANCE	TOTAL ENCUMBERED	TOTAL UNENCUMB BALANCE
9819 TITLE 6B GRANT FOR 2018-2019	\$ .00	.00	.00	.00	.00	\$ .00	\$ .00	\$ .00
9920 TITLE 6B GRANT FOR 2019-2020	\$ .00	.00	.00	.00	.00	\$ .00	\$ .00	\$ .00
TOT 516:	\$ .00	.00	.00	.00	.00	\$ .00	\$ .00	\$ .00

\*\*\*\*\*  
\*\* FUND 532 \*\*  
\*\*\*\*\*

932N STATE FISCAL STABILIZATION FUND (SFSF) STIMUL	\$ .00	.00	.00	.00	.00	\$ .00	\$ .00	\$ .00
932O STATE FISCAL STABILIZATION FUND (SFSF) STIMUL	\$ .00	.00	.00	.00	.00	\$ .00	\$ .00	\$ .00
TOT 532:	\$ .00	.00	.00	.00	.00	\$ .00	\$ .00	\$ .00

\*\*\*\*\*  
\*\* FUND 533 \*\*  
\*\*\*\*\*

9210 TITLE II-TECH FY2010	\$ .00	.00	.00	.00	.00	\$ .00	\$ .00	\$ .00
9211 TITLE II-TECH FY2011	\$ .00	.00	.00	.00	.00	\$ .00	\$ .00	\$ .00
9212 TITLE II-D TECH FY2012	\$ .00	.00	.00	.00	.00	\$ .00	\$ .00	\$ .00
TOT 533:	\$ .00	.00	.00	.00	.00	\$ .00	\$ .00	\$ .00

\*\*\*\*\*  
\*\* FUND 572 \*\*  
\*\*\*\*\*



MDECA CREATED (FINJOU)

	BEGINNING BALANCE	MTD RECEIPTS	FYTD RECEIPTS	MTD EXPENDITURES	FYTD EXPENDITURES	AVAILABLE BALANCE	TOTAL ENCUMBERED	TOTAL UNENCUMB BALANCE
0000 TITLE I								
	\$485.84	.00	377.18	.00	.00	\$863.02	\$ .00	\$863.02
9203 TITLE I FY 2003	\$ .00	.00	.00	.00	.00	\$ .00	\$ .00	\$ .00
9204 TITLE I FY 2004	\$ .00	.00	.00	.00	.00	\$ .00	\$ .00	\$ .00
9205 TITLE I FY 2005	\$ .00	.00	.00	.00	.00	\$ .00	\$ .00	\$ .00
9206 TITLE I FY 2006	\$ .00	.00	.00	.00	.00	\$ .00	\$ .00	\$ .00
9207 TITLE I FY2007	\$ .00	.00	.00	.00	.00	\$ .00	\$ .00	\$ .00
9208 TITLE I DISADVANTAGED YOUTH FY2008	\$ .00	.00	.00	.00	.00	\$ .00	\$ .00	\$ .00
9209 TITLE I DISADVANTAGED YOUTH FY2009	\$ .00	.00	.00	.00	.00	\$ .00	\$ .00	\$ .00
9210 TITLE I DISADVANTAGED YOUTH FY2010	\$ .00	.00	.00	.00	.00	\$ .00	\$ .00	\$ .00
9211 TITLE I DISADVANTAGED YOUTH FY2011	\$ .00	.00	.00	.00	.00	\$ .00	\$ .00	\$ .00
9212 TITLE I DISADVANTAGES YOUTH FY2012	\$ .00	.00	.00	.00	.00	\$ .00	\$ .00	\$ .00
9213 TITLE I DISADVANTAGES YOUTH FY2013	\$ .00	.00	.00	.00	.00	\$ .00	\$ .00	\$ .00
9214 TITLE I DISADVANTAGED YOUTH FY2014	\$ .00	.00	.00	.00	.00	\$ .00	\$ .00	\$ .00
9215 TITLE I DISADVANTAGED YOUTH FY2015	\$ .00	.00	.00	.00	.00	\$ .00	\$ .00	\$ .00
9216 TITLE I DISADVANTAGE YOUTH FY16	\$ .00	.00	.00	.00	.00	\$ .00	\$ .00	\$ .00
9217 TITLE I DISADVANTAGED YOUTH FY17	\$ .00	.00	.00	.00	.00	\$ .00	\$ .00	\$ .00
9218 TITLE I DISADVANTAGED YOUTH FY18	\$ .00	.00	.00	.00	.00	\$ .00	\$ .00	\$ .00
932N TITLE I STIMULUS FY2010	\$ .00	.00	.00	.00	.00	\$ .00	\$ .00	\$ .00
9320 TITLE I STIMULUS FY2011	\$ .00	.00	.00	.00	.00	\$ .00	\$ .00	\$ .00
9718 TITLE I DISADVANTAGES YOUTH FY18	\$ .00	.00	.00	.00	.00	\$ .00	\$ .00	\$ .00
9819 TITLE ONE 2018-2019 SCHOOL YEAR	\$ .00	.00	.00	.00	.00	\$ .00	\$ .00	\$ .00
9920 TITLE ONE 2019-2020 SCHOOL YEAR	\$ .00	12,290.36	66,188.11	14,995.26	63,143.29	\$3,044.82	\$ .00	\$3,044.82

MDECA CREATED (FINJOU)

	BEGINNING BALANCE	MTD RECEIPTS	FYTD RECEIPTS	MTD EXPENDITURES	FYTD EXPENDITURES	AVAILABLE BALANCE	TOTAL ENCUMBERED	TOTAL UNENCUMB BALANCE
TOT 572:	\$485.84	12,290.36	66,565.29	14,995.26	63,143.29	\$3,907.84	\$ .00	\$3,907.84
=====								

\*\*\*\*\*  
\*\* FUND 573 \*\*  
\*\*\*\*\*

9005 TITLE V FY 04 CARRYOVER	\$ .00	.00	.00	.00	.00	\$ .00	\$ .00	\$ .00
9204 TITLE V FY 2004	\$ .00	.00	.00	.00	.00	\$ .00	\$ .00	\$ .00
9205 TITLE V FY 2005	\$ .00	.00	.00	.00	.00	\$ .00	\$ .00	\$ .00
9206 TITLE V FY 2006	\$ .00	.00	.00	.00	.00	\$ .00	\$ .00	\$ .00
9207 TITLE V FY2007	\$ .00	.00	.00	.00	.00	\$ .00	\$ .00	\$ .00
9208 TITLE V FY2008	\$ .00	.00	.00	.00	.00	\$ .00	\$ .00	\$ .00
9209 TITLE V FY2009	\$ .00	.00	.00	.00	.00	\$ .00	\$ .00	\$ .00
TOT 573:	\$ .00	.00	.00	.00	.00	\$ .00	\$ .00	\$ .00
=====								

\*\*\*\*\*  
\*\* FUND 584 \*\*  
\*\*\*\*\*

9005 DRUG FREE GRANT FY 2004 CARRYOVER	\$ .00	.00	.00	.00	.00	\$ .00	\$ .00	\$ .00
9204 TITLE IV-A SAFE AND DRUG FREE SCHOOLS FY 2004	\$ .00	.00	.00	.00	.00	\$ .00	\$ .00	\$ .00
9205 DRUG FREE GRANT FY 2005	\$ .00	.00	.00	.00	.00	\$ .00	\$ .00	\$ .00
9206 DRUG FREE GRANT FY 2006	\$ .00	.00	.00	.00	.00	\$ .00	\$ .00	\$ .00
9207 SAFE AND DRUG FREE GRANT FY2007	\$ .00	.00	.00	.00	.00	\$ .00	\$ .00	\$ .00
9208 SAFE AND DRUG FREE FY2008	\$ .00	.00	.00	.00	.00	\$ .00	\$ .00	\$ .00

MDECA CREATED (FINJOU)

	BEGINNING BALANCE	MTD RECEIPTS	FYTD RECEIPTS	MTD EXPENDITURES	FYTD EXPENDITURES	AVAILABLE BALANCE	TOTAL ENCUMBERED	TOTAL UNENCUMB BALANCE
9209 SAFE AND DRUG FREE FY2009	\$ .00	.00	.00	.00	.00	\$ .00	\$ .00	\$ .00
9210 SAFE AND DRUG FREE FY2010	\$ .00	.00	.00	.00	.00	\$ .00	\$ .00	\$ .00
TOT 584:	\$ .00	.00	.00	.00	.00	\$ .00	\$ .00	\$ .00
=====								

\*\*\*\*\*  
\*\* FUND 587 \*\*  
\*\*\*\*\*

9017 PRESCHOOL MONIES	\$ .00	.00	.00	.00	.00	\$ .00	\$ .00	\$ .00
9018 PRESCHOOL MONIES	\$ .00	.00	.00	.00	.00	\$ .00	\$ .00	\$ .00
9119 TITLE 6B RESTORATION MONEY	\$282.42	.00	1,507.89	.00	282.42	\$1,507.89	\$ .00	\$1,507.89
9120 RESTORATION GRANT 2019-2020	\$ .00	.00	.00	.00	.00	\$ .00	\$ .00	\$ .00
9206 IDEA FY 2006 DK CO FLOW-THRU	\$ .00	.00	.00	.00	.00	\$ .00	\$ .00	\$ .00
9207 IDEA PRESCHOOL FY2007 (FLOW-THRU)	\$ .00	.00	.00	.00	.00	\$ .00	\$ .00	\$ .00
9208 IDEA PRESCHOOL SPEC ED FY2008 FLOW THRU	\$ .00	.00	.00	.00	.00	\$ .00	\$ .00	\$ .00
9209 IDEA PRESCHOOL SPEC ED FY2009 FLOWTHRU	\$ .00	.00	.00	.00	.00	\$ .00	\$ .00	\$ .00
9210 IDEA PRESCHOOL SPEC ED FY2010	\$ .00	.00	.00	.00	.00	\$ .00	\$ .00	\$ .00
9211 IDEA PRESCHOOL SPEC ED FY2011	\$ .00	.00	.00	.00	.00	\$ .00	\$ .00	\$ .00
9212 IDEA PRESCHOOL SPEC ED FY2012	\$ .00	.00	.00	.00	.00	\$ .00	\$ .00	\$ .00
9213 IDEA PRESCHOOL SPEC ED FY2013	\$ .00	.00	.00	.00	.00	\$ .00	\$ .00	\$ .00
9214 IDEA PRESCHOOL SPEC ED FY2013	\$ .00	.00	.00	.00	.00	\$ .00	\$ .00	\$ .00
9215 IDEA PRESCHOOL SPEC ED FY2015	\$ .00	.00	.00	.00	.00	\$ .00	\$ .00	\$ .00
9216 IDEA PRESCHOOL SPEC ED FY2016	\$ .00	.00	.00	.00	.00	\$ .00	\$ .00	\$ .00
9217 IDEA PRESCHOOL SPEC ED FY2017	\$ .00	.00	.00	.00	.00	\$ .00	\$ .00	\$ .00

MDECA CREATED (FINJOU)

	BEGINNING BALANCE	MTD RECEIPTS	FYTD RECEIPTS	MTD EXPENDITURES	FYTD EXPENDITURES	AVAILABLE BALANCE	TOTAL ENCUMBERED	TOTAL UNENCUMB BALANCE
932N IDEA B FY2010 STIMULUS	\$ .00	.00	.00	.00	.00	\$ .00	\$ .00	\$ .00
9320 IDEA B FY2011 STIMULUS	\$ .00	.00	.00	.00	.00	\$ .00	\$ .00	\$ .00
9718 IDEA	\$ .00	.00	.00	.00	.00	\$ .00	\$ .00	\$ .00
9819 PRESCHOOL GRANT FOR 2018-2019	\$ .00	.00	.00	.00	.00	\$ .00	\$ .00	\$ .00
9820 RESTORATION GRANT 2019-2020	\$ .00	.00	.00	.00	.00	\$ .00	\$ .00	\$ .00
9920 PRESCHOOL GRANT FOR THE 2019-2020 SCHOOL YEAR	\$ .00	.00	.00	.00	.00	\$ .00	\$ .00	\$ .00
TOT 587:	\$282.42	.00	1,507.89	.00	282.42	\$1,507.89	\$ .00	\$1,507.89

\*\*\*\*\*  
\*\* FUND 590 \*\*  
\*\*\*\*\*

9005 IMPROVING TCHR QUALITY (FY 04 Carryover) FY05	\$ .00	.00	.00	.00	.00	\$ .00	\$ .00	\$ .00
9014 IMPROVING TEACHER QUALITY FY14	\$ .00	.00	.00	.00	.00	\$ .00	\$ .00	\$ .00
9203 TITLE II-A FY 2003 IMPROVING TEACHER QUALITY	\$ .00	.00	.00	.00	.00	\$ .00	\$ .00	\$ .00
9204 IMPROVING TEACHER QUALITY FY 2004	\$ .00	.00	.00	.00	.00	\$ .00	\$ .00	\$ .00
9205 IMPROVING TCHR QUALITY FY 2005	\$ .00	.00	.00	.00	.00	\$ .00	\$ .00	\$ .00
9206 IMPROVING TCHR QUALITY FY 2006	\$ .00	.00	.00	.00	.00	\$ .00	\$ .00	\$ .00
9207 IMPROVING TEACHER QUALITY FY2007	\$ .00	.00	.00	.00	.00	\$ .00	\$ .00	\$ .00
9208 IMPROVING TEACHER QUALITY FY2008	\$ .00	.00	.00	.00	.00	\$ .00	\$ .00	\$ .00
9209 IMPROVING TEACHER QUALITY FY2009	\$ .00	.00	.00	.00	.00	\$ .00	\$ .00	\$ .00
9210 IMPROVING TEACHER QUALITY FY2010	\$ .00	.00	.00	.00	.00	\$ .00	\$ .00	\$ .00
9211 IMPROVING TEACHER QUALITY FY2011	\$ .00	.00	.00	.00	.00	\$ .00	\$ .00	\$ .00
9212 IMPROVING TEACHER QUALITY FY2012	\$ .00	.00	.00	.00	.00	\$ .00	\$ .00	\$ .00

MDECA CREATED (FINJOU)

	BEGINNING BALANCE	MTD RECEIPTS	FYTD RECEIPTS	MTD EXPENDITURES	FYTD EXPENDITURES	AVAILABLE BALANCE	TOTAL ENCUMBERED	TOTAL UNENCUMB BALANCE
9213 IMPROVING TEACHER QUALITY FY2013	\$ .00	.00	.00	.00	.00	\$ .00	\$ .00	\$ .00
9214 IMPROVING TEACHER QUALITY FY2014	\$ .00	.00	.00	.00	.00	\$ .00	\$ .00	\$ .00
9215 IMPROVING TEACHER QUALITY FY2015	\$ .00	.00	.00	.00	.00	\$ .00	\$ .00	\$ .00
9216 IMPROVING TEACHER QUALITY FY2016	\$ .00	.00	.00	.00	.00	\$ .00	\$ .00	\$ .00
9217 IMPROVING TEACHER QUALITY FY2017	\$ .00	.00	.00	.00	.00	\$ .00	\$ .00	\$ .00
9218 IMPROVING TEACHER QUALITY FY18	\$ .00	.00	.00	.00	.00	\$ .00	\$ .00	\$ .00
9718 IMPROVING TEACHER QUALITY FY2018	\$ .00	.00	.00	.00	.00	\$ .00	\$ .00	\$ .00
9819 TITLE IIA FOR THE 2018-2019 SCHOOL YEAR	\$ .00	.00	.00	.00	.00	\$ .00	\$ .00	\$ .00
9920 TITLE IIA FOR THE 2018-2019 SCHOOL YEAR	\$ .00	1,943.00	5,721.04	.00	.00	\$5,721.04	\$ .00	\$5,721.04
TOT 590:	\$ .00	1,943.00	5,721.04	.00	.00	\$5,721.04	\$ .00	\$5,721.04

\*\*\*\*\*  
\*\* FUND 599 \*\*  
\*\*\*\*\*

0000 OTHER MISC FEDERAL GRANTS	\$51.31	.00	.00	.00	.00	\$51.31	\$ .00	\$51.31
9001 FEMA MISC FEDERAL GRANT	\$ .00	.00	.00	.00	.00	\$ .00	\$ .00	\$ .00
9002 Assistive Technology Infusion Project Rd#2	\$ .00	.00	.00	.00	.00	\$ .00	\$ .00	\$ .00
9003 ASSISTIVE TECH INFUSION PROJECT Rd#3	\$ .00	.00	.00	.00	.00	\$ .00	\$ .00	\$ .00
9004 ATIP ROUND #4	\$ .00	.00	.00	.00	.00	\$ .00	\$ .00	\$ .00
9006 NATIONAL ARCHERY IN SCHOOLS PROGRAM	\$ .00	.00	.00	.00	.00	\$ .00	\$ .00	\$ .00
9118 MISC. FED. GRANT	\$ .00	.00	.00	.00	.00	\$ .00	\$ .00	\$ .00
9119 MISC. FED. GRANT	\$577.54	.00	60,188.18	.00	27,529.60	\$33,236.12	\$ .00	\$33,236.12
9120 STRIVING READERS GRANT 2019-2020	\$ .00	.00	50,000.00	7,530.71	23,556.59	\$26,443.41	\$2.96	\$26,440.45

MDECA CREATED (FINJOU)

	BEGINNING BALANCE	MTD RECEIPTS	FYTD RECEIPTS	MTD EXPENDITURES	FYTD EXPENDITURES	AVAILABLE BALANCE	TOTAL ENCUMBERED	TOTAL UNENCUMB BALANCE
9199 GRANT SMALL RURAL SCHOOL GRANTS	\$ .00	.00	.00	.00	.00	\$ .00	\$ .00	\$ .00
9203 TITLE II-D TECHNOLOGY	\$ .00	.00	.00	.00	.00	\$ .00	\$ .00	\$ .00
9204 TITLE II-D FY 2004 TECHNOLOGY	\$ .00	.00	.00	.00	.00	\$ .00	\$ .00	\$ .00
9205 TITLE II-D FY 2005	\$ .00	.00	.00	.00	.00	\$ .00	\$ .00	\$ .00
9206 TITLE II-D FY 2006	\$ .00	.00	.00	.00	.00	\$ .00	\$ .00	\$ .00
9207 TITLE II-D FY2007	\$ .00	.00	.00	.00	.00	\$ .00	\$ .00	\$ .00
9208 TITLE II-D FY2008	\$ .00	.00	.00	.00	.00	\$ .00	\$ .00	\$ .00
9209 TITLE II-D FY2009	\$ .00	.00	.00	.00	.00	\$ .00	\$ .00	\$ .00
9210 TITLE II-D FY2010	\$ .00	.00	.00	.00	.00	\$ .00	\$ .00	\$ .00
9718 MISC. FED. GRANT	\$ .00	.00	.00	.00	.00	\$ .00	\$ .00	\$ .00
9819 TITLE IV FOR THE 2018-2019 SCHOOL YEAR	\$ .00	.00	11,943.11	.00	.00	\$11,943.11	\$ .00	\$11,943.11
9820 2019-2020 REAP GRANT	\$ .00	.00	.00	.00	.00	\$ .00	\$ .00	\$ .00
9905 REAP FEDERAL GRANT FY 2005	\$ .00	.00	.00	.00	.00	\$ .00	\$ .00	\$ .00
9907 REAP GRANT 2006 (FY2007)	\$ .00	.00	.00	.00	.00	\$ .00	\$ .00	\$ .00
9908 REAP 2007 (FY2008) FEDERAL GRANT	\$ .00	.00	.00	.00	.00	\$ .00	\$ .00	\$ .00
9909 REAP FY2009 FEDERAL GRANT	\$ .00	.00	.00	.00	.00	\$ .00	\$ .00	\$ .00
9910 REAP FY2010	\$ .00	.00	.00	.00	.00	\$ .00	\$ .00	\$ .00
9911 REAP FY2011	\$ .00	.00	.00	.00	.00	\$ .00	\$ .00	\$ .00
9912 REAP FY2012	\$ .00	.00	.00	.00	.00	\$ .00	\$ .00	\$ .00
9913 REAP FY2013	\$ .00	.00	.00	.00	.00	\$ .00	\$ .00	\$ .00
9914 REAP FY2014	\$ .00	.00	.00	.00	.00	\$ .00	\$ .00	\$ .00
9915 REAP FY2105	\$ .00	.00	.00	.00	.00	\$ .00	\$ .00	\$ .00
9916 REAP FY2016	\$ .00	.00	.00	.00	.00	\$ .00	\$ .00	\$ .00
9917 REAP FY2017	\$ .00	.00	.00	.00	.00	\$ .00	\$ .00	\$ .00

MDECA CREATED (FINJOU)

	BEGINNING BALANCE	MTD RECEIPTS	FYTD RECEIPTS	MTD EXPENDITURES	FYTD EXPENDITURES	AVAILABLE BALANCE	TOTAL ENCUMBERED	TOTAL UNENCUMB BALANCE
9918 REAP FY2018	\$ .00	.00	.00	.00	.00	\$ .00	\$ .00	\$ .00
9920 TITLE IV FOR THE 2019-2020 SCHOOL YEAR	\$ .00	.00	.00	.00	5,121.89	\$5,121.89-	\$ .00	\$5,121.89-
TOT 599:	\$628.85	.00	122,131.29	7,530.71	56,208.08	\$66,552.06	\$2.96	\$66,549.10
=====								
GRAND TOTALS:	\$8,148,918.31	467,105.01	4,260,877.51	559,211.57	3,905,967.33	\$8,603,828.49	\$1,194,427.78	\$7,309,400.71

BRADFORD BOARD OF EDUCATION  
 APPROPRIATION COMPLIANCE VERIFICATION  
 Based On Expendable Amount  
 Summary Report By Fund

FUND	DESCRIPTION	BEGIN CASH	REVSUM TOTAL	APPSUM TOTAL	CASH+REVS-APPS	ACTUAL FYTD RECEIPT
Total Fund 001	GENERAL	6,712,979.95	7,354,239.33	8,235,901.16	5,831,318.12	3,672,943.74
Total Fund 002	BOND RETIREMENT	149,106.49	101,089.00	223,146.75	27,048.74	44,415.56
Total Fund 003	PERMANENT IMPROVEMENT	441,263.90	0.00	50,000.00	391,263.90	0.00
Total Fund 006	FOOD SERVICE	107,909.84	244,777.00	247,826.49	104,860.36	106,111.92
Total Fund 007	SPECIAL TRUST	45,631.36	15,750.00	24,700.00	36,681.36	10,750.00
Total Fund 008	ENDOWMENT	54,700.80	1,250.00	3,835.00	52,115.80	572.69
Total Fund 009	UNIFORM SCHOOL SUPPLIES	0.00	2,260.00	1,200.00	1,060.00	2,605.50
Total Fund 010	CLASSROOM FACILITIES	0.00	0.00	0.00	0.00	0.00
Total Fund 018	PUBLIC SCHOOL SUPPORT	31,416.70	17,182.00	42,533.26	6,065.44	22,017.56
Total Fund 019	OTHER GRANT	32,294.06	2,403.00	19,584.10	15,112.96	19,586.00
Total Fund 020	SPECIAL ENTERPRISE FUND	0.00	0.00	0.00	0.00	0.00
Total Fund 022	DISTRICT AGENCY	970.84	1,700.00	1,532.70	1,138.14	0.00
Total Fund 034	CLASSROOM FACILITIES MAINT.	404,734.94	45,350.00	10,400.00	519,684.94	8,918.54
Total Fund 200	STUDENT MANAGED ACTIVITY	30,775.96	40,173.00	54,884.19	16,064.78	40,156.28
Total Fund 300	DISTRICT MANAGED ACTIVITY	52,873.21	113,300.00	126,457.49	39,715.72	61,010.01
Total Fund 416	TEACHER DEVELOPMENT	0.00	0.00	0.00	0.00	0.00
Total Fund 432	MANAGEMENT INFORMATION SYSTEM	0.00	0.00	0.00	0.00	0.00
Total Fund 450	SCHOOLNET EQUIP/INFRASTRUCTURE	0.00	0.00	0.00	0.00	0.00
Total Fund 451	DATA COMMUNICATION FUND	0.00	3,600.00	3,600.00	0.00	1,800.00
Total Fund 452	SCHOOLNET PROFESS. DEVELOPMENT	0.00	0.00	0.00	0.00	0.00
Total Fund 454	* Invalid fund per the blue book	0.00	0.00	0.00	0.00	0.00
Total Fund 458	* Invalid fund per the blue book	0.00	0.00	0.00	0.00	0.00
Total Fund 459	OHIO READS	0.00	0.00	0.00	0.00	0.00
Total Fund 460	SUMMER INTERVENTION	0.00	0.00	0.00	0.00	0.00
Total Fund 467	STUDENT WELLNESS AND SUCCESS	0.00	135,870.00	135,870.00	0.00	69,271.00
Total Fund 499	MISCELLANEOUS STATE GRANT FUND	2,863.15	4,792.40	2,863.15	4,792.40	4,792.40
Total Fund 504	* Invalid fund per the blue book	0.00	0.00	0.00	0.00	0.00
Total Fund 506	RACE TO THE TOP	0.00	0.00	0.00	0.00	0.00
Total Fund 516	IDEA PART B GRANTS	0.00	107,567.54	107,567.54	0.00	0.00
Total Fund 532	* Invalid fund per the blue book	0.00	0.00	0.00	0.00	0.00
Total Fund 533	TITLE II D - TECHNOLOGY	0.00	0.00	0.00	0.00	0.00
Total Fund 572	TITLE I DISADVANTAGED CHILDREN	485.84	131,287.82	131,287.82	485.84	66,565.29
Total Fund 573	TITLE V INNOVATIVE EDUC PGM	0.00	0.00	0.00	0.00	0.00
Total Fund 584	DRUG FREE SCHOOL GRANT FUND	0.00	0.00	0.00	0.00	0.00
Total Fund 587	IDEA PRESCHOOL-HANDICAPPED	282.42	2,382.81	293.38	2,371.85	1,507.89
Total Fund 590	IMPROVING TEACHER QUALITY	0.00	17,922.16	17,922.16	0.00	5,721.04
Total Fund 599	MISCELLANEOUS FED. GRANT FUND	628.85	137,305.67	136,192.60	1,741.92	122,131.29
Grand Totals:		8,148,918.31	9,480,201.73	9,577,597.77	7,051,522.27	4,260,877.51



DATE: 01/02/20

BALANCE CHECK REPORT

PAGE 1

TIME: 09:06

BRADFORD BOARD OF EDUCATION

(BALCHK)

ALL FUNDS

MONTH TO DATE EXPENDITURES

CASH ACCOUNTS  
559,211.57

BUDGET ACCOUNTS  
559,211.57

APPROP ACCOUNTS  
559,211.57

YEAR TO DATE EXPENDITURES

CASH ACCOUNTS  
7,840,505.32

BUDGET ACCOUNTS  
7,840,505.32

APPROP ACCOUNTS  
7,840,505.32

FISCAL YR TO DATE EXPENDITURES

CASH ACCOUNTS  
3,905,967.33

BUDGET ACCOUNTS  
3,905,967.33

APPROP ACCOUNTS  
3,905,967.33

PROJECT YR TO DATE EXPENDITURES

CASH ACCOUNTS  
1,162,074.52

BUDGET ACCOUNTS  
1,162,074.52

APPROP ACCOUNTS  
1,162,074.52

MONTH TO DATE REVENUE

CASH ACCOUNTS  
467,105.01

REVENUE ACCOUNTS  
467,105.01

YEAR TO DATE REVENUE

CASH ACCOUNTS  
8,797,671.23

REVENUE ACCOUNTS  
8,797,671.23

FISCAL YR TO DATE REVENUE

CASH ACCOUNTS  
4,260,877.51

REVENUE ACCOUNTS  
4,260,877.51

PROJECT YR TO DATE REVENUE

CASH ACCOUNTS  
1,232,893.03

REVENUE ACCOUNTS  
1,232,893.03

DATE: 01/02/20

BALANCE CHECK REPORT

PAGE 2

TIME: 09:06

BRADFORD BOARD OF EDUCATION

(BALCHK)

ALL FUNDS

CURRENT ENCUMBRANCES

OPEN P. O. FILE  
1,194,427.78

BUDGET ACCOUNTS  
1,194,427.78

APPROP ACCOUNTS  
1,194,427.78

MONTH TO DATE TRANSFERS

APPROP ACCOUNTS  
.00

BUDGET ACCOUNTS  
.00

REVENUE ACCOUNTS  
.00

YEAR TO DATE TRANSFERS

APPROP ACCOUNTS  
443,129.02

BUDGET ACCOUNTS  
443,129.02

REVENUE ACCOUNTS  
443,129.02

FISCAL YTD TRANSFERS

APPROP ACCOUNTS  
130,000.00

BUDGET ACCOUNTS  
130,000.00

REVENUE ACCOUNTS  
130,000.00

Date: 1/02/20

NEGATIVE BUDGET REPORT  
Processing Month: December 2019  
BRADFORD BOARD OF EDUCATION

Page: 1  
(NEGBUD)

Obj	Sec	Subjct	Opu	Il	Job	Account Description	FYTD Budget	MTD Expended	FYTD Expended	Current Encumbered	Unencumbered Balance	
Fund: 001 Func: 7410												
001 7410												
921	0000	000000	000	00	000	ADVANCES OUT	.00	.00	130,000.00	.00	130,000.00-	
** Fund 001 Sec 0000 Totals							.00	.00	130,000.00	.00	130,000.00-	
Grand Total All Funds							.00	.00	130,000.00	.00	130,000.00-	

Date: 01/02/20  
 Time: 9:58 am

BRADFORD BOARD OF EDUCATION  
 Fiscal Year-to-Date Transfer and Advance Summary by Fund/SCC  
 RECORD OF TRANSFERS AND ADVANCES

Page: 1  
 (TRANADV)

Fund Description	Transfers-In (Receipt Code 51xx)	Transfers-Out (Function Code 72xx)	Variance (Transfers-In less Transfers-Out)	Advances-In (Receipt Code 52xx)	Advances-Out (Function Code 74xx)	Variance (Advances-In less Advances-Out)
GENERAL FUND 001 0000					\$ 130,000.00	\$ 130,000.00-
ATHLETIC DIRECTOR 300 9500				\$ 25,000.00		\$ 25,000.00
TITLE ONE 2019-2020 SCHOOL YEA 572 9920				\$ 30,000.00		\$ 30,000.00
MISC. FED. GRANT 599 9119				\$ 25,000.00		\$ 25,000.00
STRIVING READERS GRANT 2019-20 599 9120				\$ 50,000.00		\$ 50,000.00
Grand Total:				\$ 130,000.00	\$ 130,000.00	